


**patron**  
ORIGINAL QUALITY



# **BRAKE AND CLUTCH CYLINDERS**

**2013/2014**



**WATE-M**  
shate-m.by *ILUOC*

## MAKES AND MODELS APPLICATIONS / ПРИМЕНЯЕМОСТЬ ПО МАРКАМ И МОДЕЛЯМ . . . . . 3

ALFA ROMEO . . . . .	6	LAND ROVER . . . . .	46
AUDI . . . . .	7	MAZDA . . . . .	47
BMW . . . . .	15	MERCEDES . . . . .	49
CHEVROLET . . . . .	21	MITSUBISHI . . . . .	57
CHRYSLER . . . . .	22	NISSAN . . . . .	59
CITROËN . . . . .	23	OPEL . . . . .	62
DACIA . . . . .	25	PEUGEOT . . . . .	68
DAEWOO . . . . .	26	PORSCHE . . . . .	72
DODGE . . . . .	27	RENAULT . . . . .	73
FIAT . . . . .	28	ROVER . . . . .	77
FORD . . . . .	32	SAAB . . . . .	78
HONDA . . . . .	37	SEAT . . . . .	79
HYUNDAI . . . . .	39	SKODA . . . . .	85
ISUZU . . . . .	41	SUBARU . . . . .	88
IVECO . . . . .	41	SUZUKI . . . . .	89
KIA . . . . .	42	TOYOTA . . . . .	90
LADA . . . . .	43	VOLKSWAGEN . . . . .	91
LANCIA . . . . .	45	VOLVO . . . . .	115

## CROSS REFERENCES / ТАБЛИЦЫ ВЗАИМОЗАМЕНЯЕМОСТИ . . . . . 117

OE → PATRON . . . . .	118	LPR → PATRON . . . . .	125
ABS → PATRON . . . . .	122	NK → PATRON . . . . .	126
ATE → PATRON . . . . .	123	PROTECHNIC → PATRON . . . . .	126
FTE → PATRON . . . . .	123	TRW → PATRON . . . . .	128

**MAKES AND MODELS APPLICATIONS**

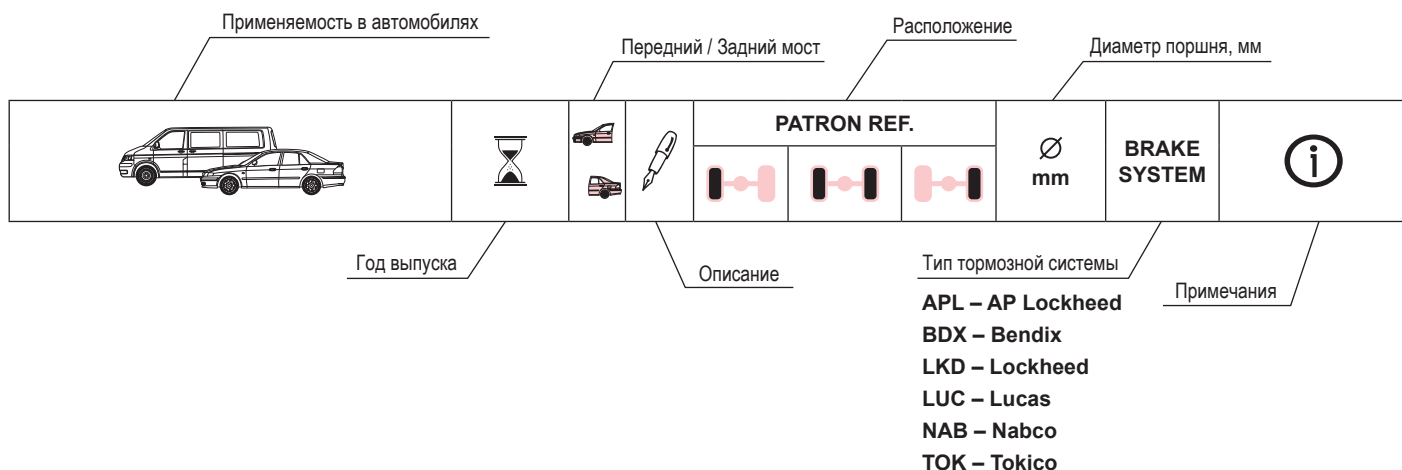
**ПРИМЕНЯЕМОСТЬ ПО МАРКАМ И МОДЕЛЯМ**

## CONVENTIONAL SIGNS AND EXPLANATIONS / ОБОЗНАЧЕНИЯ И ПОЯСНЕНИЯ







ENGLISH	РУССКИЙ
4 Ports	4 отверстия
5 Speed	Пятиступенчатая коробка передач
AC	Кондиционирование воздуха
All models	Все модели
Aluminium	Алюминий
Auto ( Automatic gearbox)	Автоматическая КПП
BMC (Brake Master Cylinder)	Главный тормозной цилиндр
Bus	Автобус
Cabrio	Кабриолет
Cast iron	Чугунный корпус
CMC (Clutch Master Cylinder)	Главный цилиндр сцепления
Coupe	Купе
CRCI (Wheel cylinder with built in corrector)	Колесный цилиндр со встроенным корректирующим устройством
CSC (Clutch Slave Cylinder)	Рабочий цилиндр сцепления
Diagonal split dual braking	Двухконтурная тормозная система с диагональным разделением контуров
Disc	Диск
Doors	Двери
Drum	Барaban
Exc.	Исключая
F (Front)	Передний мост
Front disc brakes	Передние дисковые тормоза
Front/Rear split	Двухконтурная тормозная система
Front/Rear split dual braking	Двухконтурная тормозная система задних/передних колес
Heavy duty brakes	Тяжелонагруженные тормоза
Inc.	Включая
Increased payload	Увеличенная полезная нагрузка
Inj. (Injection)	Впрыск топлива
LHD (Left hand drive)	Левостороннее управление
Long wheel base	Удлиненная колесная база
Man (Manual gearbox)	Механическая КПП
Normal suspension	Нормальная подвеска
PCR valve	Клапан PCR
Petrol	Бензин
+PFS	С усилителем тормозного привода
-PFS	Без усилителя тормозного привода
Plastic	Пластик
+PRV	С регулятором тормозных усилий
-PRV	Без регулятора тормозных усилий
R (Rear)	Задний мост
Reservoir	Резервуар
RHD (Right hand drive)	Правостороннее управление
S.Wagon (Station Wagon)	Кузов-универсал
Sedan	Седан
Self adjusting	Саморегулирующийся
Servo	Вакуумный усилитель тормозов
Single bolt mounting	Одноболтовое крепление
Single wheel	Одинарные колеса
Special body	Специальный корпус
Standard brakes	Стандартные тормоза
Tandem	Сдвоенный
Twin wheels	Спаренные колеса
Two bolt mounting	Двухболтовое крепление
Two bolt mounting - 24 mm centres	Двухболтовое крепление - 24 мм между центрами
Van	Фургон

# CONVENTIONAL SIGNS AND EXPLANATIONS / ОБОЗНАЧЕНИЯ И ПОЯСНЕНИЯ

ENGLISH	РУССКИЙ
Vented disc	Вентилируемый диск
WC (Wheel Cylinder)	Колесный цилиндр
Wheel base 3600mm	Колесная база 3600мм
with shift linkage	С храповым рычагом переключения
w/out brake booster	Без усилителя тормозов
w/out tank	Без бачка



# ALFA ROMEO

				PATRON REF.			∅ mm	BRAKE SYSTEM	
									
<b>145 (930)</b>									
1.3, 1.6, 1.7, 1.9 TD, 2.0	-ABS	04.94–12.96		BMC		PBC6771		22,22	
1.4 ie 16V, 1.6 ie 16V Twin Spark, 1.9 TD/JTD	-ABS	01.97–01.01	R	WC		PBC4479		22,22	BDX
1.4 i 16V, 1.6 i 16V, 1.8 i 16V, 2.0 i 16V		1997–		CSC		PBC8110		25,40	BDX
1.9 JTD		02.99–01.01		CSC		PBC8102		25,40	BDX
1.9 TD		09.94–		CSC		PBC8110		25,40	BDX
<b>146 (930)</b>									
1.3, 1.6, 1.7, 1.9 TD, 2.0	-ABS	04.94–12.96		BMC		PBC6771		22,22	
1.4 ie 16V, 1.6 ie 16V Twin Spark, 1.9 TD/JTD	-ABS	01.97–01.01	R	WC		PBC4479		22,22	BDX
1.9 JTD		02.99–01.01		CSC		PBC8102		25,40	BDX
1.9 TDS		12.94–		CSC		PBC8110		25,40	BDX
2.0 i 16V		03.96–		CSC		PBC8110		25,40	BDX
<b>155 (167)</b>									
2.5 i V6		10.92–08.97		CSC		PBC8102		25,40	
<b>156 (932)</b>									
1.6 16V, 1.8 16V, 2.0 16V, 2.4 JTD Saloon		1997–2001		CMC		PBC2118		15,87	VALEO cast iron
1.6 16V, 1.8 16V, 2.0 16V Sportwagon		2000–2001		CMC		PBC2118		15,87	VALEO cast iron
1.6 16V, 1.8 16V, 1.9 JTD, 2.0 JTS, 2.4 JTD, 2.5 V6 24V, 3.2 GTA Saloon		10.97–		CSC		PBC8102		25,40	
1.6 16V, 1.9 JTD, 2.0 JTS, 2.4 JTD, 2.5 V6 24V, 3.2 GTA Sportwagon		2000–		CSC		PBC8102		25,40	
<b>164 (164)</b>									
2.0, 2.5 TD, 3.0 i V6 Super		09.92–		CSC		PBC8102		25,40	BDX
<b>166 (936)</b>									
2.0 Twin Spark, 2.0 V6, 2.4 JTD, 2.5 V6, 3.0 V6		10.98–10.00		CSC		PBC8102		25,40	BDX/BOSCH
2.0 Twin Spark, 2.4 JTD, 2.5 V6, 3.0 V6, 3.2 V6		2000–06.07		CSC		PBC8102		25,40	BDX/BOSCH
<b>Arna</b>									
1.2		1984–1986	R	WC		PBC4252		17,46	
1.3, 1.5		1985–1986	R	WC		PBC4252		17,46	
<b>GT (937)</b>									
2.0 JTS		11.03–10.04		CSC		PBC8110		25,40	BDX
2.0 JTS	LHD	11.03–10.04		CSC		PBC8102		25,40	BDX/BOSCH
<b>GTV (916C_)</b>									
2.0 Twin Spark 16V		03.95–		CSC		PBC8110		25,40	BDX
2.0 V6 Turbo, 3.0 V6 24V		06.95–		CSC		PBC8102		25,40	BDX/BOSCH
<b>Spider (916S_)</b>									
2.0 i 16V		02.95–		CSC		PBC8110		25,40	
2.0 V6 Turbo, 3.0 V6		06.95–		CSC		PBC8102		25,40	BDX

# AUDI

				PATRON REF.			∅ mm	BRAKE SYSTEM	

80 (1972–1978)										
1.3, 1.5, 1.6, 1.6 i Man Saloon	-PFS	1972 – 1978		BMC		PBC1801		20,64	ATE	
1.3, 1.5, 1.6, 1.6 i Auto Saloon	+PFS	1972 – 1978		BMC		PBC1820		20,64	ATE	
1.3, 1.5, 1.6, 1.6 i S.Wagon	+PFS	1972 – 1978		BMC		PBC1820		20,64	ATE	
1.3, 1.5, 1.6	+PRV	1974 – 1978	R	WC		PBC4912		17,46		cast iron
1.3, 1.5, 1.6	+PRV	1974 – 1978	R	WC		PBC4326		17,46		aluminium
1.3, 1.5, 1.6	-PRV	1974 – 1978	R	WC		PBC4913		14,29		cast iron
1.5, 1.6		1974 – 1978	R	WC		PBC4326		17,46		aluminium
1.5, 1.6		1974 – 1978	R	WC		PBC4912		17,46		cast iron

80 (1978–1981)										
1.3, 1.7, 2.1 Man		09.78 – 1981		BMC		PBC1801		20,64		
1.6 i Man (Ch. 81B055037→)	LHD	09.78 – 1981		BMC		PBC1862		22,22		
1.6 D		09.78 – 1981		BMC		PBC1801		20,64		
1.3, 1.6	-PRV	09.78–07.81	R	WC		PBC4913		14,29		cast iron
1.3, 1.6 (→Ch. 81A0046050)	+PRV	09.78–07.81	R	WC		PBC4912		17,46		cast iron
1.3, 1.6 (Ch. 81A0046051→)	+PRV	-07.81	R	WC		PBC4999		15,87		
1.3, 1.6 (→Ch. 81A0046050)	+PRV	09.78–07.81	R	WC		PBC4326		17,46		aluminium
1.3, 1.6 (Ch. 81A0046051→)		-07.81	R	WC		PBC4371		15,87		aluminium
1.6 D, 1.7, 2.1	+PRV	1978 – 1981	R	WC		PBC4912		17,46		cast iron
1.6 D, 1.7, 2.1	+PRV	1978 – 1981	R	WC		PBC4326		17,46		aluminium
1.6 D, 1.7, 2.1	-PRV	1978 – 1981	R	WC		PBC4913		14,29		cast iron
1.6 D, 1.7, 2.1		1978 – 1981	R	WC		PBC4999		15,87		aluminium









80 (1981–1984)										
1.3, 1.6, 1.6 D, 1.6 TD	-PFS	08.81 – 1982		BMC		PBC1801		20,64		
1.3, 1.6, 1.6 D, 1.6 TD, 1.7, 1.8, 1.9, 2.0 i, 2.1 i	+PRV	1981 – 1984	R	WC		PBC4999		15,87		
1.3, 1.6, 1.6 D, 1.6 TD, 1.7, 1.8, 1.9, 2.0 i, 2.1 i	-PRV	1981 – 1984	R	WC		PBC4913		14,29		cast iron

80 (1984–1986)										
1.3, 1.6, 1.6 D, 1.6 TD, 1.8, 2.0		1984 – 1986	R	WC		PBC4913		14,29		cast iron
1.3, 1.6, 1.6 D, 1.6 TD, 1.8, 2.0		1984 – 1986	R	WC		PBC4999		15,87		aluminium

80 (1986–1991)										
1.6, 1.6 D, 1.6 TD, 1.8, 1.9 D, 2.0	+ABS	1986 – 1991		BMC		PBC1873		22,22		
1.6, 1.6 D, 1.6 TD, 1.8, 1.9 D, 2.0	-ABS	1986 – 1991		BMC		PBC1862		22,22		
1.6, 1.6 D, 1.6 TD, 1.8, 1.9 D, 2.0		1986 – 1991	R	WC		PBC4999		15,87	ATE	
1.6, 1.6 D, 1.6 TD, 1.8, 1.9 D, 2.0		1986 – 1991	R	WC		PBC4290		19,05	FAG	cast iron
1.6, 1.6 D, 1.6 TD, 1.8, 1.9 D, 2.0		1986 – 1991	R	WC		PBC4372		19,05	FAG	aluminium
1.6		1986 – 1991	R	WC		PBC4371		15,87		aluminium
1.6		1986 – 1991	R	WC		PBC4372		19,05		aluminium
1.6		1986 – 1991	R	WC		PBC4290		19,05		cast iron
1.6, 1.6 D, 1.6 TD, 1.8, 1.9 D, 2.0		1986 – 1991		CMC		PBC7103		19,05		
1.6, 1.6 D, 1.6 TD, 1.8, 1.9 D, 2.0		1986 – 1991		CSC		PBC8103		22,22		

80 (1991–1996)										
1.6 i (→Ch. 8CN300000) -ABS RHD		09.91–		BMC		PBC1873		22,22		
1.6 i (Ch. 8CP000001→) -ABS RHD		1994 – 1996		BMC		PBC1875		23,81		
1.6 i, 2.0 i, 2.3 i -ABS LHD		08.93 – 1996		BMC		PBC1875		23,81		
1.9 TDi, TDS +ABS		09.91–07.94		BMC		PBC1874		23,81		
1.9 TDi/TDS, 2.0 i, 2.3 i (→Ch. 8CN300000) -ABS		09.91–		BMC		PBC1873		22,22		

# AUDI

				PATRON REF.			∅ mm	BRAKE SYSTEM	
									

80 (1991–1996)									
1.9 TDi/TDS, 2.0 i	(Ch. 8CP000001→) -ABS	-07.93		BMC		PBC1875		23,81	
1.9 TDi/TDS	-ABS LHD	08.93–07.94		BMC		PBC1875		23,81	
1.9 TDi/TDS	-ABS RHD	09.91–07.94		BMC		PBC1873		22,22	
2.0 i	+ABS	08.93–1996		BMC		PBC1874		23,81	
2.0 i	+ABS LHD	09.91–07.93		BMC		PBC1874		23,81	
2.3 i, 2.6 i, 2.8 i	+ABS	09.91–1996		BMC		PBC1874		23,81	
2.3 i	(Ch. 8CP000001→) -ABS	-1996		BMC		PBC1875		23,81	
2.6 i	-ABS	1992–1995		BMC		PBC1873		22,22	
1.6 i	(→Ch. 8CP050000) -ABS	1991–1995	R	WC		PBC4912		17,46	cast iron
1.6 i	(→Ch. 8CP050000) -ABS	1991–1995	R	WC		PBC4326		17,46	aluminium
1.6 i	(→Ch. 8CN30000) -ABS	03.92–07.92	R	WC		PBC4290		19,05	cast iron
1.6 i	(→Ch. 8CN30000) -ABS	03.92–07.92	R	WC		PBC4372		19,05	aluminium
1.6 i	-ABS	08.92–1996	R	WC		PBC4374		20,64	aluminium
1.6 i	-ABS	08.92–1996	R	WC		PBC4299		20,64	cast iron
1.9 TDi 75kW	(→Ch. 8CP050000) -ABS	1992–1995	R	WC		PBC4912		17,46	cast iron
1.9 TDi 75kW	(→Ch. 8CP050000) -ABS	1992–1995	R	WC		PBC4326		17,46	aluminium
1.9 TDi 90kW	(→Ch. 8CN30000) -ABS	1992–1995	R	WC		PBC4290		19,05	cast iron
1.9 TDi 90kW	(→Ch. 8CN30000) -ABS	1992–1995	R	WC		PBC4372		19,05	aluminium
1.9 TDi 90kW	-ABS	08.92–1995	R	WC		PBC4374		20,64	aluminium
1.9 TDi 90kW	-ABS	08.92–1995	R	WC		PBC4299		20,64	cast iron
2.0 i		1991–1995	R	WC		PBC4326		17,46	aluminium
2.0 i		1991–1995	R	WC		PBC4912		17,46	cast iron
2.0 i		1991–1995	R	WC		PBC4290		19,05	cast iron, heavy duty brakes
2.0 i		1991–1995	R	WC		PBC4372		19,05	aluminium, heavy duty brakes
1.6 i, 1.9 TDi, 2.0 i, 2.3 i, 2.6 i, 2.8 i		1991–1995		CMC		PBC7103		19,05	
1.6 i, 1.9 TDi, 2.0 i, 2.3 i, 2.6 i, 2.8 i		1991–1995		CSC		PBC8103		22,22	

80 Quattro									
1.8, 1.9, 2.0	+ABS	1986–1991		BMC		PBC1873		22,22	
1.8, 1.9, 2.0	-ABS	1986–1991		BMC		PBC1862		22,22	
2.0	(→Ch. 8CN300000)	09.91–		BMC		PBC1873		22,22	
2.0	(Ch. 8CP000001→)	-07.94		BMC		PBC1875		23,81	
2.2	-ABS	08.84–1986		BMC		PBC1862		22,22	
2.3 Saloon, Avant	(→Ch. 8CN300000)	09.91–		BMC		PBC1873		22,22	
2.3 Saloon, Avant	(Ch. 8CP000001→)	-1996		BMC		PBC1875		23,81	
1.8, 2.0	LHD	1986–1991		CMC		PBC7103		19,05	
1.9, 2.3, 2.6, 2.8		1986–1996		CMC		PBC7103		19,05	
1.8		08.84–08.86		CSC		PBC8105		22,22	
1.8		1986–1991		CSC		PBC8103		22,22	
1.9		1986–1988		CSC		PBC8103		22,22	
2.0 Saloon		08.83–08.86		CSC		PBC8105		22,22	
2.0 Saloon		08.86–07.94		CSC		PBC8103		22,22	
2.0 Avant		09.91–1996		CSC		PBC8103		22,22	
2.2 Saloon		08.82–08.86		CSC		PBC8105		22,22	
2.2 Saloon		02.92–07.94		CSC		PBC8103		22,22	
2.2 Avant		09.93–07.95		CSC		PBC8103		22,22	
2.3, 2.6, 2.8		1991–1996		CSC		PBC8103		22,22	



# AUDI

				PATRON REF.			∅ mm	BRAKE SYSTEM	









90										
All models	LHD	04.87-07.91		BMC		PBC1875		23,81	ATE	
1.6 TD, 2.0 i, 2.2 i	+ABS RHD	1987-1991		BMC		PBC1873		22,22		
1.6 TD, 2.0 i, 2.2 i	-ABS RHD	1984-1991		BMC		PBC1862		22,22		
1.6		1977-1982	R	WC		PBC4999		15,87		
1.6 TD, 2.0 i		1984-1987	R	WC		PBC4912		17,46		cast iron
1.6 TD, 2.0 i		1984-1987	R	WC		PBC4326		17,46		aluminium
1.6 TD 80 HP		04.88-08.91	R	WC		PBC4372		19,05		aluminium
1.6 TD 80 HP		04.88-08.91	R	WC		PBC4290		19,05		cast iron
1.6 TD 70 HP		04.86-03.87	R	WC		PBC4326		17,46		aluminium
1.6 TD 70 HP		04.86-03.87	R	WC		PBC4912		17,46		cast iron
2.0 115 HP		10.84-03.87	R	WC		PBC4326		17,46		aluminium
2.0 115 HP		10.84-03.87	R	WC		PBC4912		17,46		cast iron
2.2 115 HP		01.85-03.87	R	WC		PBC4912		17,46		cast iron
2.2 115 HP		01.85-03.87	R	WC		PBC4326		17,46		aluminium
1.6 TD, 2.0 i, 2.2 i, 2.3 i		1987-1991		CMC		PBC7103		19,05		
1.6 TD, 2.0 i		1984-03.87		CSC		PBC8105		22,22		
1.6 TD, 2.0 i		04.87-07.91		CSC		PBC8103		22,22		
2.2 i, 2.3 i		1987-1991		CSC		PBC8103		22,22		

90 Quattro										
All models	LHD	04.87-09.91		BMC		PBC1875		23,81	ATE	
1.6 TD, 2.0 i, 2.2 i, 2.3 i	+ABS	1987-1991		BMC		PBC1873		22,22		
1.6 TD, 2.0 i, 2.2 i, 2.3 i	-ABS	1984-1991		BMC		PBC1862		22,22		
1.6 TD, 2.0 i, 2.3 i		1987-1991		CMC		PBC7103		19,05		
2.2 i	RHD	1987-1989		CMC		PBC7103		19,05		
1.6 TD, 2.0 i, 2.3 i		1984-1991		CSC		PBC8103		22,22		
2.2 i		1984-1987		CSC		PBC8105		22,22		
2.2 i		1987-1989		CSC		PBC8103		22,22		

100 & Avant (1977-1983)										
1.6		1977-1982	R	WC		PBC4371		15,87		aluminium
1.6		08.76-07.81	R	WC		PBC4999		15,87	ATE	
1.9, 2.0, 2.0 D/TD, 2.2		1977-1982	R	WC		PBC4326		17,46		aluminium
1.9, 2.0, 2.0 D/TD, 2.2		1977-1982	R	WC		PBC4912		17,46		cast iron
1.9, 2.0		1977-1982	R	WC		PBC4912		17,46		cast iron
1.9, 2.0		1977-1982	R	WC		PBC4326		17,46		aluminium
1.6, 1.9, 2.0 D/TD, 2.2		1979-1983		CMC		PBC7104		19,05		
2.0, 2.2		1978-1982		CSC		PBC8105		22,22		

100 & Avant (1983-1991)										
1.8, 2.0 i, 2.0 D, 2.0 TD, 2.2 i Vented discs		1983-1989		BMC		PBC1826		23,81	LUC	
2.4 D	+ABS	1989-1991		BMC		PBC1873		22,22	LUC	
2.4 D	-ABS	1989-1991		BMC		PBC1862		22,22		- Avant & Quattro
1.8, 2.0 i, 2.0 D, 2.0 TD, 2.2 i, 2.4 D, 2.5 TD		1983-1991	R	WC		PBC4326		17,46		aluminium
1.8, 2.0 i, 2.0 D, 2.0 TD, 2.2 i, 2.4 D, 2.5 TD		1983-1991	R	WC		PBC4912		17,46		cast iron
1.8, 2.0 i		1983-1991	R	WC		PBC4912		17,46		cast iron
1.8, 2.0 i		1983-1991	R	WC		PBC4326		17,46		aluminium
1.8, 2.0 i, 2.0 D, 2.0 TD, 2.2 i, 2.4 D, 2.5 TD		1983-1991		CMC		PBC7104		19,05		
2.0 i, 2.0 TD	+ABS	1983-1987		CSC		PBC8105		22,22		
1.8, 2.0 i, 2.0 D, 2.0 TD, 2.2	-ABS	1987-1991		CSC		PBC8103		22,22		

# AUDI

				PATRON REF.			∅ mm	BRAKE SYSTEM	
									

## 100 & Avant (1991–1994)

2.0 i, 2.2 T, 2.4 D, 2.5 TD, 2.6 i, 2.8 i	+ABS	1991 – 1994		BMC		PBC1874		23,81		
2.0 i, 2.4 D, 2.5 TD, 2.6 i, 2.8 i	-ABS	1991 – 1994		BMC		PBC1875		23,81		
2.2 T	-ABS	1991 – 1994		BMC		PBC1873		22,22		
2.0 i, 2.4 D	-ABS	1991 – 1993	R	WC		PBC4374		20,64		aluminium
2.0 i, 2.4 D	-ABS	1991 – 1993	R	WC		PBC4299		20,64		cast iron
2.0 i, 2.2 T, 2.4 D, 2.5 TD, 2.6 i, 2.8 i		1991 – 1994		CMC		PBC7104		19,05		
2.0 i, 2.0 16V, 2.4 D, 2.5 TD, 2.6 i, 2.8 i	-ABS	1991 – 1994		CSC		PBC8103		22,22		

## 100 Quattro

2.2, 2.2 T, 2.3		1984 – 1988		BMC		PBC1826		23,81		
2.2, 2.2 T, 2.3, 2.8		1985 – 1994		CMC		PBC7104		19,05		
2.2, 2.2 T		1985 – 1987		CSC		PBC8105		22,22		
2.2 T, 2.3, 2.8		1988 – 06.94		CSC		PBC8103		22,22		

## 200

2.2		08.83 – 1991		BMC		PBC1826		23,81		
2.1, 2.2, 2.3		1979 – 1991		CMC		PBC7104		19,05		
2.1, 2.2, 2.3		1979 – 1991		CSC		PBC8105		22,22		
2.2		1988 – 1991		CSC		PBC8103		22,22		

## 200 Quattro

2.2		1984 – 1991		BMC		PBC1826		23,81		
2.2		1984 – 1991		CMC		PBC7104		19,05		
2.2		1984 – 1987		CSC		PBC8105		22,22		
2.2		1988 – 1991		CSC		PBC8103		22,22		

## A2

1.2 TDI, 1.4, 1.4 TDI		02.00–08.05	R	WC		PBC4371		15,87	FTE	aluminium
1.2 TDI, 1.4, 1.4 TDI		02.00–08.05	R	WC		PBC4999		15,87	FTE	cast iron
1.2 TDI, 1.4, 1.4 TDI		02.00–08.05	R	WC		PBC4326		17,46	ATE	aluminium
1.2 TDI, 1.4, 1.4 TDI		02.00–08.05	R	WC		PBC4912		17,46	ATE	cast iron

## A3

8L 1.6, 1.8 20V, 1.8 Turbo, 1.9 TDI	LHD -ESP	07.96–		BMC		PBC1915		23,81		
1.6, 1.6 FSI, 1.9 TDI, 2.0 FSI/TDI		2003 –		BMC		PBC1325		22,20	ATE	
8L1 1.6, 1.8, 1.8 T, 1.9 TDI		09.96–		CMC		PBC2111		15,87		
8L1 1.6 74/75kW		09.96–		CSC		PBC3216		23,81		









## A3 Quattro

1.8 T, S3	LHD -ESP	11.98–08.00		BMC		PBC1915		23,81		
2.0 FSI/TDI		2003 –		BMC		PBC1325		22,20	ATE	
1.8, 1.8 T, 1.9 TDI, S3		12.96–		CMC		PBC2111		15,87		
1.8 T, S3		11.98–06.03		CSC		PBC3216		23,81		

## A4

1.6, 1.8, 1.8 T, 1.9 TDI, 2.6, 2.8 Saloon, Avant (→Ch. 8DT140000)		01.95–		BMC		PBC1912		23,81	LUCAS	
1.6, 1.8, 1.8 T, 1.9 TDI, 2.6, 2.8 Saloon, Avant (Ch. 8DT140001→)		–01.99		BMC		PBC1889		23,81	LUCAS	
1.6, 1.8, 1.8 T, 1.9 TDI, 2.4, 2.5 TDI, 2.6, 2.8 Saloon, Avant	LHD -ESP	02.99–		BMC		PBC1922		25,40	LUCAS	









# AUDI

				PATRON REF.			∅ mm	BRAKE SYSTEM	
									
<b>A4</b>									
1.6, 1.8 T, 1.9 TDI, 2.4, 2.5 TDI, 2.6, 2.8 Saloon, Avant LHD +ESP	01.99–12.00		BMC		PBC1175		25,40	LUCAS	
1.6, 1.8 T, 1.9 TDI/PF, 2.0 TDI/PF/T/FSI, 2.4, 2.5 TDI, 3.0, 3.2 FSI Saloon, Avant	10.00–10.04		BMC		PBC1329		25,40	LUCAS	
1.6, 1.8 T, 1.9 TDI/PF, 2.0 TDI/PF/T/FSI, 2.4, 2.5 TDI, 3.0, 3.2 FSI Saloon, Avant	11.04–		BMC		PBC1329		25,40	LUCAS	
1.9 TDI, 2.4, 2.5 TDI, 2.8 Saloon, Avant	02.96–01.99		BMC		PBC1889		23,81	LUCAS	
1.8 T, 2.0 TDI/FSI, 2.4, 2.5, TDI, 2.7 TDI, 3.2 FSI Cabrio	11.05–		BMC		PBC1329		25,40	LUCAS	
1.6, 1.8, 1.8 T, 2.4, 2.6, 2.8 Saloon, Avant (Ch. 8DZV180001→) LHD	01.95–11.00		CMC		PBC2114		19,05		
1.6, 1.8, 1.8 T, 2.6, 2.8 Saloon, Avant (→Ch. 8DV180000) LHD	01.95–07.00		CMC		PBC2218		19,05		
1.9 TDI, 2.5 TDI Saloon, Avant LHD	01.95–04.01		CMC		PBC2218		19,05		
1.6, 1.8/T, 1.9 TDI, 2.6, 2.8 Saloon, Avant (→Ch. 8DV180000)	01.95–09.01		CSC		PBC3622		22,20		
1.6, 1.8, 1.8 T, 1.9 TDI, 2.4, 2.5 TDI, 2.6, 2.8 Saloon, Avant (Ch. 8DV180001→)	01.95–09.01		CSC		PBC3120		22,20		cast iron
1.6, 1.8 T, 1.9 TDI, 2.0/FSI, 2.4, 2.5 TDI, 3.0 Saloon, Avant	11.00–12.04		CSC		PBC3120		22,20		cast iron
1.8 T, 2.4, 2.5 TDI, 3.0 Cabrio	04.02–		CSC		PBC3120		22,20		cast iron

<b>A4 Quattro</b>									
1.8, 2.6, 2.8 Saloon, Avant (→Ch. 8DT075000)	01.95–		BMC		PBC1912		23,81	LUCAS	
1.8, 2.6, 2.8 Saloon, Avant (Ch. 8DT075001→) -ESP	-01.99		BMC		PBC1889		23,81	LUCAS	
1.8, 1.8 T, 1.9 TDI, 2.4, 2.5 TDI, 2.6, 2.8, S4 Saloon, Avant LHD -ESP	02.99–		BMC		PBC1922		25,40	LUCAS	
1.9 TDI Saloon, Avant LHD -ESP	03.00–		BMC		PBC1922		25,40	LUCAS	
1.6, 1.8 T, 1.9 TDI, 2.4, 2.5 TDI, 2.6, 2.8, 2.7 S4/RS4 Saloon, Avant LHD +ESP	01.99–12.00		BMC		PBC1175		25,40	LUCAS	
1.8 T, 1.9 TDI, 2.4, 2.5 TDI, 2.8, S4 Saloon, Avant -ESP	02.95–01.99		BMC		PBC1889		23,81	LUCAS	
2.8, S4 2.7 Avant +ESP	1997–		BMC		PBC1284		23,81	LUCAS	
S4 2.7 Saloon +ESP	02.99–		BMC		PBC1284		23,81	LUCAS	
1.8 T, 1.9 TDI, 2.5 TDI, 2.0 T FSI, 3.0/TDI, 3.2 FSI	04.02–		BMC		PBC1329		25,40	LUCAS	
3.0 TDI/PF/4X4, S4, 3.2 Cabrio	11.05–		BMC		PBC1329		25,40	LUCAS	
1.8, 1.8 T, 2.6, 2.8 Saloon, Avant (Ch. 8DZV170679→) LHD	01.95–09.01		CMC		PBC2114		19,05		
1.8 T, 1.9 TDI, 2.4, 2.5 TDI, S4, RS4 Saloon, Avant LHD	12.97–04.01		CMC		PBC2114		19,05		
1.9 TDI Saloon, Avant (Ch. 8DV170679→8DV277328) LHD	09.96–		CMC		PBC2218		19,05		
1.9 TDI Saloon, Avant (Ch. 8DZV277329→) LHD	09.96–09.01		CMC		PBC2114		19,05		
1.8/T, 2.6, 2.8 Saloon, Avant (→Ch. 8DV170678)	01.95–09.01		CSC		PBC3622		22,20		
1.8/T, 2.6, 2.8 Saloon, Avant (Ch. 8DV170679→)	01.95–09.01		CSC		PBC3120		22,20		cast iron
1.8 T, 2.5 TDI, 3.0 Saloon, Avant	11.00–12.04		CSC		PBC3120		22,20		cast iron
2.4, 2.5 TDI, S4, RS4 Saloon, Avant	03.97–10.01		CSC		PBC3120		22,20		cast iron
1.9 TDI Saloon, Avant (→Ch. 8DV277328)	03.96–09.01		CSC		PBC3622		22,20		
1.9 TDI Saloon, Avant (Ch. 8DV277329→)	03.96–09.01		CSC		PBC3120		22,20		cast iron
1.8 T, 3.0, 4.2 Cabrio	05.03–		CSC		PBC3120		22,20		cast iron

<b>A6</b>									
1.8 i, 1.9 TD, 2.0 i, 2.4 i, 2.5 TD, 2.6 i, 2.8 i +ABS	1994–		BMC		PBC1873		22,22	LUCAS	
1.8 i, 1.9 TD, 2.0 i, 2.4 i, 2.5 TD, 2.6 i, 2.8 i -ABS	1994–		BMC		PBC1875		23,81	ATE	
1.8, 1.8 T, 1.9 TDI, 2.4, 2.5 TDI, 2.8 Saloon, Avant	04.97–		BMC		PBC1889		23,81	LUCAS	
1.8, 1.9 TD, 2.4, 2.5 TD, 2.7, 2.8 LHD +ESP	04.97–		BMC		PBC1175		25,40	LUCAS	

# AUDI

				PATRON REF.			∅ mm	BRAKE SYSTEM	
									
<b>A6</b>									
1.8, 1.9 TDI, 2.4, 2.5 TD, 2.7, 2.8 Saloon, Avant +ESP	01.97-		BMC		PBC1284		23,81	LUCAS	
1.8, 1.9 TDI, 2.0, 2.3, 2.5 TDI, 2.6, 2.8 Saloon, Avant +ABS	06.94-12.97		BMC		PBC1874		23,81	LUCAS	
2.5 TDI	05.97-05.01		BMC		PBC1329		25,40	LUCAS	
2.7 T Saloon, Avant LHD -ESP +EDS	02.99-		BMC		PBC1922		25,40	LUCAS	
1.8 i, 1.9 TDi, 2.0 i, 2.5 TDI, 2.6 i, 2.8 i, S6 2.2 i	1994 -		CMC		PBC7104		19,05		
1.8, 1.8 T, 2.4, 2.5 TDI, 2.7 T, 2.8 Saloon, Avant (→Ch. 4BZX200000) LHD	02.97-		CMC		PBC2114		19,05		
1.9 TDI Saloon, Avant (→Ch. 4BW019484) LHD	04.97-		CMC		PBC2218		19,05		
1.9 TDI Saloon, Avant (Ch. 4BZW019485→4BZX200000) LHD	02.97-		CMC		PBC2114		19,05		
2.0, 2.5 TDI, 3.0 Saloon, Avant LHD	02.00-		CMC		PBC2114		19,05		
1.8 i, 1.9 TDi, 2.0 i, 2.5 TDI, 2.6 i, 2.8 i, S6 2.2 i, 2.5 TD, 4.2	1994 -		CSC		PBC8103		22,22		
1.8/T, 2.0, 2.4, 2.5 TDI, 2.7 T, 2.8, 3.0 Saloon, Avant	01.97-01.05		CSC		PBC3120		22,20		cast iron
1.9 TDI Saloon (→Ch. 4BW019484)	02.97-01.05		CSC		PBC3622		22,20		
1.9 TDI Saloon (Ch. 4BW019485→)	02.97-01.05		CSC		PBC3120		22,20		cast iron









<b>A6 Quattro</b>									
1.8 T, 2.4, 2.5 TDI, 2.7 T, 2.8 Saloon, Avant (→Ch. 4BX130000) +EDS	02.97-		BMC		PBC1889		23,81	LUCAS	
1.8 T, 2.4, 2.5 TDI, 2.8 Saloon, Avant (Ch. 4BX130001→) LHD, -ESP +EDS	04.97-		BMC		PBC1922		25,40	LUCAS	
2.5 TD Allroad LHD +ESP	02.00-		BMC		PBC1175		25,40	LUCAS	
2.7 T, 4.2, S6 Saloon, Avant LHD -ESP +EDS	12.97-		BMC		PBC1922		25,40	LUCAS	
2.8 Saloon, Avant +ESP	04.98-		BMC		PBC1284		23,81	LUCAS	
4.2 S6 LHD +ESP	08.99-07.04		BMC		PBC1175		25,40	LUCAS	
1.8 T, 2.4, 2.5 TDI, 2.7 T, 2.8, 3.0, 4.2, S6 Saloon, Avant LHD	04.97-07.04		CMC		PBC2114		19,05		
1.8 T, 2.4, 2.5 TDI, 2.7 T, 2.8, 3.0, 3.7, 4.2, S6 Saloon, Avant	02.97-01.05		CSC		PBC3120		22,20		cast iron

<b>A8</b>									
2.5 TD, 2.8, 3.7 LHD +ESP	1994 - 1999		BMC		PBC1175		25,40		
2.5 TDI, 2.8, 3.7 LHD -ESP	06.94-		BMC		PBC1922		25,40		
2.5 TDI	01.97-09.02		CSC		PBC3120		22,20		cast iron
2.8 (Ch. 4D1000001→)	04.96-09.02		CSC		PBC3120		22,20		cast iron
2.8, 2.8 i LHD	06.94-		CSC		PBC8103		22,22		
3.7	1994 -		CSC		PBC8103		22,22		

<b>A8 Quattro</b>									
2.5 TD, 2.8, 3.7, 4.2 LHD +ESP	1994 - 1999		BMC		PBC1175		25,40		
2.5 TDI, 2.8, 3.3 TDI, 3.7, 4.2, S8 LHD -ESP	06.94-		BMC		PBC1922		25,40		
4.2	10.02-07.10		BMC		PBC1329		25,40	TRW	aluminium
2.5 TDI	07.97-09.02		CSC		PBC3120		22,20		cast iron
2.8 (Ch. 4D1000001→)	04.96-09.02		CSC		PBC3120		22,20		cast iron
2.8, 3.7, 4.2	1994 - 2000		CSC		PBC8103		22,22		

<b>Allroad Quattro</b>									
2.5 TDI LHD +ESP	06.03-08.05		BMC		PBC1175		25,40	LUCAS	
2.5 TDI, 2.7 T, 4.2 V8 4BH LHD	05.00-		CMC		PBC2114		19,05		
2.5 TDI, 2.7 T, 4.2 V8	05.00-08.05		CSC		PBC3120		22,20		cast iron

# AUDI










				PATRON REF.			∅ mm	BRAKE SYSTEM	
									
<b>Cabriolet</b>									
2.0 i, 2.3 i, 2.6 i, 2.8 i	+ABS	1992 –		BMC		PBC1873		22,22	
2.0 i, 2.3 i, 2.6 i, 2.8 i	-ABS RHD	1992 –		BMC		PBC1862		22,22	
2.3, 2.6, 2.8	LHD	11.92 – 06.94		BMC		PBC1874		23,81	LUC
2.3	-ABS LHD	– 06.94		BMC		PBC1875		23,81	ATE
2.0 i, 2.3 i, 2.6 i, 2.8 i		1992 –		CMC		PBC7103		19,05	
2.0 i, 2.3 i, 2.6 i, 2.8 i		1992 –		CSC		PBC8103		22,22	

<b>Coupe</b>									
1.6 Man		1981 – 08.81		BMC		PBC1801		20,64	
2.0	-ABS	1984 – 1986		BMC		PBC1862		22,22	
2.0, 2.3, 2.6, 2.8	+ABS LHD	09.91 – 1996		BMC		PBC1874		23,81	LUC
2.0, 2.3, 2.6, 2.8	-ABS LHD	09.91 – 1996		BMC		PBC1875		23,81	ATE
2.0, 2.6, 2.8	RHD	09.91 – 1996		BMC		PBC1875		23,81	ATE
2.0 i	-ABS LHD	1989 – 1995		BMC		PBC1862		22,22	
2.0 i, 2.3, 2.6, 2.8	+ABS LHD	1991 – 1996		BMC		PBC1873		22,22	
2.1, 2.2, 2.3	-ABS	1984 – 1989		BMC		PBC1862		22,22	
1.6 Man		02.81 – 08.81	R	WC		PBC4913		14,29	cast iron
1.6 Auto		02.81 – 08.81	R	WC		PBC4999		15,87	
1.6 Auto		02.81 – 08.81	R	WC		PBC4371		15,87	aluminium
1.8, 1.8 Auto	(→Ch. 85E220000)	08.81 – 07.84	R	WC		PBC4913		14,29	cast iron
1.8	(Ch. 85E220001→)	08.84 – 07.88	R	WC		PBC4999		15,87	
1.8		08.84 – 07.88	R	WC		PBC4371		15,87	aluminium
1.8 Auto		08.81 – 07.84	R	WC		PBC4371		15,87	aluminium
1.9		10.80 – 07.84	R	WC		PBC4999		15,87	
1.9		10.80 – 07.84	R	WC		PBC4371		15,87	aluminium
2.0		09.83 – 07.84	R	WC		PBC4912		17,46	cast iron
2.0		09.83 – 07.84	R	WC		PBC4326		17,46	aluminium
2.2 GT5 115, 130kW		08.81 – 08.84	R	WC		PBC4999		15,87	
2.2 GT5 115, 130kW		08.81 – 08.84	R	WC		PBC4371		15,87	aluminium
2.2 115kW		01.85 – 10.88	R	WC		PBC4912		17,46	cast iron
2.2 115kW		01.85 – 10.88	R	WC		PBC4326		17,46	aluminium
1.8, 2.0, 2.6, 2.8		11.88 – 1996		CMC		PBC7103		19,05	
2.2, 2.3	LHD	11.88 – 07.94		CMC		PBC7103		19,05	
1.8, 2.0, 2.2, 2.3, 2.6, 2.8		11.88 – 1996		CSC		PBC8103		22,22	
2.2, 2.3		09.84 – 10.88		CSC		PBC8105		22,22	

<b>Coupe Quattro</b>									
2.0	LHD	11.88 – 07.91		BMC		PBC1875		23,81	ATE
2.6, 2.8	RHD	08.91 – 1996		BMC		PBC1875		23,81	ATE
2.0, 2.2	LHD	01.88 – 1996		CMC		PBC7103		19,05	
2.3 20V, 2.6, 2.8		01.88 – 1996		CMC		PBC7103		19,05	
2.2, 2.3		12.84 – 12.87		CSC		PBC8105		22,22	
2.2, 2.3		01.88 – 1996		CSC		PBC8103		22,22	

<b>Quattro</b>									
2.2 i		05.82 – 02.87		BMC		PBC1826		23,81	
2.2 i	(→Ch. 85J900108)	07.80 – 10.87		CSC		PBC8105		22,22	
2.2 i	(Ch. 85J900109→)	11.87 –		CSC		PBC8103		22,22	

# AUDI

				PATRON REF.			 mm	BRAKE SYSTEM	
									

S4 Quattro										
2.7 Bi Turbo	+ESP	08.98-12.98		BMC		PBC1284		23,81		










S8 Quattro										
2.7 Avant	LHD +ESP	1997 -		BMC		PBC1175		25,40		
4.2	LHD -ESP	1997 -		BMC		PBC1922		25,40		
4.2	LHD +ESP	1997 -		BMC		PBC1175		25,40		

TT										
1.8 T/Roadster 8N	LHD -ESP	10.98-		BMC		PBC1915		23,81	BOSCH	
1.8	LHD	10.98-01.07		CMC		PBC2111		15,87	FTE	
1.8		09.00-01.07		CSC		PBC3216		23,81		

TT Quattro										
1.8 T/Roadster 8N	LHD -ESP	10.98-		BMC		PBC1915		23,81	BOSCH	
8N3 1.8 T, 1.8 T		10.98-		CMC		PBC2111		15,87		
8N9 1.8 T, 1.8 T Cabrio		10.99-		CMC		PBC2111		15,87		
1.8		09.00-07.01		CSC		PBC3216		23,81		
3.2		04.03-01.07		CSC		PBC3216		23,81		

V8										
3.6		10.88-07.94		CMC		PBC7104		19,05		
3.6, 4.2		01.90-07.93		CSC		PBC8103		22,22		

# BMW

				PATRON REF.			 mm	BRAKE SYSTEM	
									

## 1 (E81)

118 d, 118 i, 120 d, 120 i	09.06–03.07		CMC		PBC2117		19,05		
116 d, 116 i, 118 d, 118 i, 120 d, 120 i, 123 d, 130 i	2007–09.12		CMC		PBC2117		19,05		
118 d, 118 i, 120 d, 120 i	09.06–03.07		CSC		PBC3605		22,20		
116 d, 116 i, 118 d, 118 i, 120 d, 120 i, 123 d, 130 i	2007–09.12		CSC		PBC3605		22,20		

## 1 (E82)

120 d, 123 d, 125 i, 135 i	10.07–		CMC		PBC2117		19,05		
118 d, 120 i	09.09–		CMC		PBC2117		19,05		
M	04.11–06.12		CMC		PBC2117		19,05		
120 d, 123 d, 125 i, 135 i	10.07–		CSC		PBC3605		22,20		
118 d, 120 i	09.09–		CSC		PBC3605		22,20		
M	04.11–06.12		CSC		PBC3605		22,20		

## 1 (E87)

116 i, 118 d, 120 d, 120 i, 130 i	09.04–		CSC		PBC3605		22,20		
116 i, 118 d, 118 i, 120 d, 123 d	03.07–		CSC		PBC3605		22,20		

## 1 (E88)

118 d, 118 i, 120 d, 120 i, 123 d, 125 i, 135 i	03.08–		CMC		PBC2117		19,05		
118 d, 118 i, 120 d, 120 i, 123 d, 125, 135 i	03.08–		CSC		PBC3605		22,20		

## 1 (F20)

114 i, 116 d, 116 i, 118 d, 118 i, 120 d, 125 d, 125 i	09.11–		CMC		PBC2117		19,05		
--	--------	--	-----	--	---------	--	-------	--	--









## 3 (E21)

316/i, 318 i	1983–1991		CMC		PBC7106		19,05		
323 i	1982–1985		CMC		PBC7106		19,05		
316/i, 318 i, 320/i, 323 i, 324 D/TD, 325 i	1975–1991		CSC		PBC3600		20,64	ATE/FAG	

## 3 (E30)

316	+ABS	05.87–12.91		BMC		PBC1867		22,22/17,46	
316 i	+ABS	07.87–12.91		BMC		PBC1867		22,22/17,46	
316 i Touring		06.91–09.93		BMC		PBC1867		22,22/17,46	
318 i	+ABS	05.87–12.91		BMC		PBC1867		22,22/17,46	
318 i Cabrio		07.90–05.93		BMC		PBC1867		22,22/17,46	
318 i Touring		08.90–09.93		BMC		PBC1867		22,22/17,46	
318 iS		02.89–12.91		BMC		PBC1867		22,22/17,46	
320 i	+ABS	05.87–09.93		BMC		PBC1867		22,22/17,46	
324 D	+ABS	05.87–12.91		BMC		PBC1867		22,22/17,46	
324 TD	+ABS	02.87–09.93		BMC		PBC1867		22,22/17,46	
325 E		05.87–09.87		BMC		PBC1867		22,22/17,46	
325 i	+ABS	05.87–09.93		BMC		PBC1867		22,22/17,46	
325 iX		09.86–10.87		BMC		PBC1867		22,22/17,46	
316, 318 i		03.82–08.86	R	WC		PBC4243		20,64	
316		09.86–07.88	R	WC		PBC4269		22,22	
316 i		07.87–12.91	R	WC		PBC4269		22,22	
318 i		09.86–12.91	R	WC		PBC4269		22,22	
320 i		01.82–12.91	R	WC		PBC4243		20,64	
324 D		04.85–12.91	R	WC		PBC4269		22,22	
316		03.82–1991		CMC		PBC7106		19,05	

# BMW









				PATRON REF.			∅ mm	BRAKE SYSTEM	
									

3 (E30)									
316 i	1983 – 12.91		CMC		PBC7106		19,05		
316 i Touring	06.91 – 09.93		CMC		PBC7106		19,05		
318 i	03.82 – 12.91		CMC		PBC7106		19,05		
318 i Cabrio	07.90 – 05.93		CMC		PBC7106		19,05		
318 i Touring	01.88 – 09.93		CMC		PBC7106		19,05		
318 iS	02.89 – 12.91		CMC		PBC7106		19,05		
323 i	12.81 – 09.86		CMC		PBC7106		19,05		
324 D	1985 – 1991		CMC		PBC7106		19,05		
324 TD	02.87 – 09.93		CMC		PBC7106		19,05		
325 E	01.85 – 09.87		CMC		PBC7106		19,05		
325 i	03.85 – 09.93		CMC		PBC7106		19,05		
325 iX	02.85 – 09.93		CMC		PBC7106		19,05		
M3 3.0	07.85 – 09.92		CMC		PBC7106		19,05		
316	03.82 – 07.88		CSC		PBC3600		20,64		
316 i	07.87 – 12.91		CSC		PBC3600		20,64		
316 i Touring	06.91 – 09.93		CSC		PBC3600		20,64		
318 i	03.82 – 12.91		CSC		PBC3600		20,64		
318 i Cabrio	07.90 – 05.93		CSC		PBC3600		20,64		
318 i Touring	08.90 – 09.93		CSC		PBC3600		20,64		
318 iS	02.89 – 02.90		CSC		PBC3600		20,64		
320 i	01.82 – 09.93		CSC		PBC3600		20,64		
320 iS	09.87 – 12.91		CSC		PBC3600		20,64		
323 i	12.81 – 09.86		CSC		PBC3600		20,64		
324 D	1985 – 1991		CSC		PBC3226		22,20		
324 TD	02.87 – 09.93		CSC		PBC3600		20,64		
325 E	01.85 – 09.87		CSC		PBC3600		20,64		
325 i	03.85 – 09.93		CSC		PBC3600		20,64		
325 iX	02.85 – 09.93		CSC		PBC3600		20,64		
M3 3.0	07.85 – 09.92		CSC		PBC3600		20,64		

3 (E36)									
316 i, 318 i	12.90 –	R	WC		PBC4680		23,81		
316 i Compact, 318 TD	03.94 –	R	WC		PBC4691		22,22		
316 i	12.90 –		CMC		PBC7109		19,05		
318 i	12.90 –		CMC		PBC7109		19,05		
318 i Cabrio	11.93 –		CMC		PBC7109		19,05		
318 iS	01.92 –		CMC		PBC7109		19,05		
318 TDS	01.94 –		CMC		PBC7109		19,05		
318 Ti Compact	04.94 –		CMC		PBC7109		19,05		
320 i	12.90 –		CMC		PBC7109		19,05		
325 i	12.90 –		CMC		PBC7109		19,05		
325 TD	09.91 –		CMC		PBC7109		19,05		
325 TDS	03.93 –		CMC		PBC7109		19,05		
328 i	01.95 –		CMC		PBC7109		19,05		
M3 3.0	03.92 –		CMC		PBC7109		19,05		
316 i	12.90 –		CSC		PBC3604		20,64		
318 i	12.90 –		CSC		PBC3604		20,64		
318 i Cabrio	11.93 –		CSC		PBC3604		20,64		
318 i Touring	02.95 –		CSC		PBC3604		20,64		
318 iS	01.92 –		CSC		PBC3604		20,64		



# BMW

				PATRON REF.			∅ mm	BRAKE SYSTEM	
									

3 (E36)									
318 TDS	01.94–		CSC		PBC3604		20,64		
318 Ti Compact	04.94–		CSC		PBC3604		20,64		
320 i	12.90–		CSC		PBC3604		20,64		
323 i	03.95–		CSC		PBC3604		20,64		
325 i	12.90–		CSC		PBC3604		20,64		
325 TD	09.91–		CSC		PBC3604		20,64		
325 TDS	03.93–		CSC		PBC3604		20,64		
328 i	10.94–		CSC		PBC3604		20,64		
M3 3.0, 3.2	1992 – 1998		CSC		PBC3605		22,20		

3 (E46)									
316 i, 318 i, 320 d/i, 323 i, 325 i/xi, 328 i, 330 d/i/xd/xi	04.98–02.01		CMC		PBC2117		19,05		
316, 318, 320, 323, 325, 328, 330, M3 3.2 Ci Coupe	04.99–02.01		CMC		PBC2117		19,05		
318 i, 320 d/i, 325 i/xi, 328 i, 330 d/i/xd/xi Touring	10.99–02.01		CMC		PBC2117		19,05		
320, 323, 325, 330 Ci Cabrio	05.00–02.01		CMC		PBC2117		19,05		

3 (E90)									
316 i, 318 i/d, 320 d/i, 323 i, 325 d/i, 330 d, 335 i	03.05–		CSC		PBC3605		22,20		

3 (E91)									
318 d/i, 320 d/i, 323 i, 325 d/i, 330 d/i, 335 i Touring	06.05–		CSC		PBC3605		22,20		

3 (E92)									
325 i, 330 d/i, 335 i Coupe	08.06–		CSC		PBC3605		22,20		

3 (E93)									
320 i, 325 i, 330 d/i, 335 i Cabrio	03.07–		CSC		PBC3605		22,20		

3 (F30)									
316 d, 318 d, 320 d, 320 i, 320 i xDrive, 328 i, 335 i	02.12–		CMC		PBC2117		19,05		









3 Touring (F31)									
320 d, 328 i	06.12–		CMC		PBC2117		19,05		

5 (E12)									
518, 518 i, 520, 520i, 525, 528, 528 i, 530 i, M535 i	06.75–06.81		CSC		PBC3600		20,64		

5 (E28)									
518/i, 520 i, 524 D/TD, 525 E/i, 528 i, 535 i, M535 i	09.80–12.87		CMC		PBC7106		19,05		
518/i, 520 i, 524 TD, 525 E/i, 528 i, 535 i, M535 i	11.80–12.87		CSC		PBC3600		20,64		
524 D	1986 – 1987		CSC		PBC3226		22,20		

5 (E34)									
518 i	09.89–03.93		BMC		PBC1871		25,40	LUC	
520 i	01.88–03.94		BMC		PBC1871		25,40	LUC	
524 TDS	01.88–12.91		BMC		PBC1871		25,40	LUC	
525 i	01.88–03.94		BMC		PBC1871		25,40	LUC	
525 TDS	12.91–03.94		BMC		PBC1871		25,40	LUC	
530 i V8	1988 – 09.95		BMC		PBC1871		25,40	LUC	
535 i	01.88–1995		BMC		PBC1871		25,40	LUC	

# BMW

				PATRON REF.			∅ mm	BRAKE SYSTEM	
									

5 (E34)								
M5 3.5 i	01.89–1996		BMC		PBC1871		25,40	
518 i/Touring, 520 i, 524 TD, 525 i/iX/TD/TDS, 530 i, 535 i, 540 i	04.87–09.95		CMC		PBC7110		19,05	
518 i	04.89–09.95		CSC		PBC3605		22,20	FTE
518 i Touring	11.92–		CSC		PBC3605		22,20	FTE
520 i 24v	11.90–09.95		CSC		PBC3605		22,20	FTE
520 i Touring	11.90–		CSC		PBC3605		22,20	FTE
524 TD	09.90–08.91		CSC		PBC3605		22,20	FTE
525 i 24V	08.90–09.95		CSC		PBC3605		22,20	FTE
525 i Touring	12.90–		CSC		PBC3605		22,20	FTE
525 iX	04.91–09.95		CSC		PBC3605		22,20	FTE
525 TD	12.92–09.95		CSC		PBC3605		22,20	FTE
525 TDS	02.90–09.95		CSC		PBC3605		22,20	FTE
530 i	03.92–09.95		CSC		PBC3605		22,20	FTE
520, 524 TD, 525, 530, 535	1988–1995		CSC		PBC3226		22,20	

5 Series (E39)								
520 d/i, 523 d/i, 525 d/i/td/tds, 528 i, 530 d/i, 535 i, 540 i, M5	12.95–07.03		CMC		PBC2117		19,05	
520 d/i/tds, 523 i, 525 i, 528 i, 530 d/i, 540 i Touring	05.97–07.03		CMC		PBC2117		19,05	
520, 523, 525, 528, 530, 535, 540	1998–		CSC		PBC3605		22,20	
520, 523, 525, 528, 530, 540 Touring	1998–		CSC		PBC3605		22,20	
520 i, 525 TDS	02.96–		CSC		PBC3605		22,20	FTE
523 i, 528 i	12.95–		CSC		PBC3605		22,20	FTE

5 Series (E60)								
520 d/i, 523 i, 525 d/i, 530 d/i, 535 d, 540 i, 545 i, 550 i	07.03–02.07		CSC		PBC3605		22,20	
523 i, 525 d/i, 530 d/i	03.07–		CSC		PBC3605		22,20	

5 Series (E61)								
520 d, 523 i, 525 d/i, 530 d/i, 535 d, 545, 550 i Touring	06.04–02.07		CSC		PBC3605		22,20	
523 i, 525 d/i, 530 i Touring	03.07–		CSC		PBC3605		22,20	










5 (F10)								
520 d, 523 i, 525 d, 528 i, 530 d, 535 i	03.10–		CSC		PBC3605		22,20	FTE
520 i, 525 d, 528 i, 528 i xDrive, 530 d, 530 i	09.11–		CSC		PBC3605		22,20	FTE

5 Touring (F11)								
520 d, 523 i, 525 d, 528 i, 530 d, 535 i	09.10–		CSC		PBC3605		22,20	FTE
520 i, 525 d, 528 i, 530 d, 530 i	09.11–		CSC		PBC3605		22,20	FTE

6 (E24)								
628 CSi	05.82–05.87		CMC		PBC7106		19,05	
635 CSi	05.82–04.89		CMC		PBC7106		19,05	
M 635 CSi	04.84–04.89		CMC		PBC7106		19,05	
628, 630, 633, 635 CSi	01.76–04.89		CSC		PBC3600		20,64	

6 Series (E63)								
630 i, 645 Ci, 650 i Coupe	01.04–		CSC		PBC3605		22,20	

# BMW

				PATRON REF.			 mm	BRAKE SYSTEM	
									

## 6 Series (E64)

630 i, 645 Ci, 650 Ci Cabrio	04.04–		CSC		PBC3605		22,20		
630i Cabrio	03.07–		CSC		PBC3605		22,20		

## 7 Series (E23)

728, 730, 732, 733, 735, 745	04.77–05.86		CSC		PBC3226		22,20		
------------------------------	-------------	--	-----	--	---------	--	-------	--	--

## 7 Series (E32)

730, 735	1987–1994		BMC		PBC1871		25,40		
730, 735	1987–1994		CMC		PBC7110		19,05		
730, 735	1986–1994		CSC		PBC3226		22,20		

## 7 Series (E38)

725, 728, 730, 735, 740	1995–		CSC		PBC3605		22,20		
-------------------------	-------	--	-----	--	---------	--	-------	--	--

## 8 Series (E31)

850 i	07.89–02.94		CMC		PBC7110		19,05		
840 Ci	12.92–		CMC		PBC7110		19,05		
850 Ci	12.92–		CMC		PBC7110		19,05		
850 CSi	12.92–12.96		CMC		PBC7110		19,05		

## X1

sDrive 18 d, 18 i, 20 d, 20 i	10.09–		CMC		PBC2117		19,05		
xDrive 18 d, 20 d, 20 i, 23 d, 25 i, 28 i	10.09–		CMC		PBC2117		19,05		
sDrive 18 d, 18 i, 20 d, 20 i	10.09–		CSC		PBC3605		22,20		
xDrive 18 d, 20 d, 20 i, 23 d, 25 i, 28 i	10.09–		CSC		PBC3605		22,20		

## X3

2.0 d, 2.0 i, 2.5, 3.0 d, 3.0 i	01.04–		CMC		PBC2117		19,05		
xDrive 18 d, 20 d, 20 i, 25 i, 30 d, 30 i, 35 d	09.08–		CMC		PBC2117		19,05		
2.0 d, 2.0 i, 2.5 si, 3.0 d, 3.0 si	05.08–		CSC		PBC3605		22,20		
xDrive 18 d, 20 d, 20 i, 25 i, 30 d, 30 i	09.08–		CSC		PBC3605		22,20		

## X5

3.0 D, 3.0 i	05.00–08.01		CMC		PBC2117		19,05		
3.0	2000–		CSC		PBC3605		22,20		









## Z Series Z1

2.5 i	07.88–06.91		BMC		PBC1867		22,22/17,46		
2.5 i	07.88–06.91		CMC		PBC7110		19,05		
2.5 i	07.88–06.91		CSC		PBC3600		20,64		

## Z Series Z3

1.8 i	01.96–04.97		CMC		PBC7109		19,05		
1.8 i	04.96–		CSC		PBC3604		20,64		
3.2 i	06.96–		CSC		PBC3605		22,20		
1.9, 2.0, 2.2, 2.8, 3.0, 3.2 M	1998–		CSC		PBC3605		22,20		
1.9 i	04.96–		CSC		PBC3604		20,64		
2.8 i	05.97–		CSC		PBC3604		20,64		

# BMW

				PATRON REF.			$\varnothing$ mm	BRAKE SYSTEM	
									










## Z Series Z4

2.0 i, 2.2, 2.5 i, 2.5 si, 3.0 i, 3.0 si	2003 –		CMC		PBC2117		19,05		cast iron
2.0 i, 2.2 i, 2.5 i, 2.5 si, 3.0 i, 3.0 si	02.03 – 12.08		CMC		PBC2180		19,05		plastic
sDrive 20 i, 23 i, 28 i, 30 i, 35 i, 35 is	05.09 –		CMC		PBC2117		19,05		cast iron
sDrive 20 i, 23 i, 28 i, 30 i, 35 i, 35 is	05.09 –		CSC		PBC3605		22,20	FTE	

## Z Series Z8

4.9	06.00 – 06.03		CMC		PBC2117		19,05		
4.9	2000 –		CSC		PBC3605		22,20		

# CHEVROLET

				PATRON REF.			 mm	BRAKE SYSTEM	
									

Astra										
1.7 Di, 2.0 DT, 2.0 DTi GLS, 2.2	-ESP	08.00-07.05		BMC		PBC1941		23,81	TRW	
1.7 Di	-ABS	08.00-08.03	R	WC		PBC4248		19,05	TRW	cast iron
1.7 Di	-ABS	08.00-08.03	R	WC		PBC4556		19,05	TRW	aluminium
1.7 Di, 2.2	LHD	08.00-08.04		CMC		PBC2216		15,87		aluminium
2.0, 2.0 GLS		10.99-07.02		CMC		PBC2217		15,87		aluminium
2.0 DTi, 2.0 DTi GLS	LHD	08.02-07.05		CMC		PBC2124		15,87		aluminium

Aveo										
1.2, 1.4		03.06-12.07	R	WC		PBC4494		19,05		
1.2, 1.2 LPG, 1.4		04.08-	R	WC		PBC4494		19,05		
1.5		05.05-05.08	R	WC		PBC4494		19,05		










Corsa										
1.0, 1.4 GLS	-ABS	03.94-07.02		BMC		PBC1854		20,64	DELCO	aluminium ID Code EB
1.6 GLS, 1.6 GS, 1.7 D	-ESP	08.94-07.02		BMC		PBC1941		23,81	TRW	aluminium
1.0		03.94-07.02	R	WC		PBC4248		19,05	TRW	cast iron
1.0		03.94-07.02	R	WC		PBC4556		19,05	TRW	aluminium
1.4 GLS		08.94-07.97	R	WC		PBC4253		19,05	DELCO	cast iron
1.6 GLS, 1.6 GS, 1.7 D	-ABS	08.94-07.02	R	WC		PBC4248		19,05	TRW	cast iron
1.6 GLS, 1.6 GS, 1.7 D	-ABS	08.94-07.02	R	WC		PBC4556		19,05	TRW	aluminium
1.6 GLS, 1.6 GS, 1.7 D	LHD	08.94-07.02		CMC		PBC2216		15,87		aluminium

Kalos										
1.2, 1.4, 1.6		01.05-	R	WC		PBC4494		19,05		

Matiz										
0.8, 1.0	-ABS LHD	03.05-		BMC		PBC1272		20,64		aluminium
0.8, 0.8 LPG, 1.0, 1.0 LPG		03.05-	R	WC		PBC4060		17,46		cast iron

Spark										
0.8, 1.0	-ABS LHD	03.05-		BMC		PBC1272		20,64		aluminium
0.8, 1.0		09.00-12.04	R	WC		PBC4060		17,46		cast iron
0.8, 0.8 LPG, 1.0, 1.0 LPG, 1.0 SX		03.05-	R	WC		PBC4060		17,46		cast iron

# CHRYSLER

				PATRON REF.				BRAKE SYSTEM	
									

Voyager II (ES)										
All models	-ABS	1994 – 1995	R	WC		PBC5070		17,46		

Voyager III (GS)										
2.0 i, 2.4 i, 2.5 TD, 3.0, 3.3 i, 3.8 i AWD		01.95 – 12.00	R	WC		PBC5091		19,05		

Voyager IV (RG, RS)										
3.8 AWD		02.00 – 12.08	R	WC		PBC5091		19,05		

# CITROËN

				PATRON REF.			∅ mm	BRAKE SYSTEM	

AX									
1.0, 1.1	1987 – 1991		BMC		PBC1228		20,64		
1.4/GT/D (→RP. 4098)	1987 – 1988		BMC		PBC1228		20,64		
1.4 GTi +ABS	1991 – 1994		BMC		PBC1228		20,64		
1.4 4x4	1991 – 1996	R	WC	PBC4592		PBC4593	19,05	BDX	
1.4 GTi	1991 – 1994	R	WC	PBC4678		PBC4679	19,05		CRCI

Berlingo									
1.1, 1.4, 1.8 D, 1.9 D 500kg, 600kg, 800kg -ABS	06.95–		BMC		PBC1902		23,81		
1.1, 1.4, 1.8 D, 1.9 D 500kg, 600kg, 800kg	07.96–	R	WC		PBC4876		22,22	LUC	

C15									
1124, 1.7 TD	10.84–	R	WC		PBC4508		22,22	BDX	
1360cc	05.88 – 1993	R	WC		PBC4508		22,22	BDX	

C22									
All models	03.84–	R	WC		PBC4462		25,40		

C25									
1.8, 1.9, 1.9 D, 1.9 TD, 2.0, 2.5 D	1990 – 01.94	R	WC		PBC4683		22,22	LUC	
2.5 TD	02.83 – 1990	R	WC		PBC4462		25,40	LUC	
2.5 TD 1800kg	1985 – 1994	R	WC		PBC4469		26,99	LUC	

C3									
1.4 +ABS	11.03–	R	WC		PBC4690		20,64		

Dispatch									
2.0/HDI	12.03–10.06	R	WC		PBC4482		19,05	BENDIX	

Dispatch Van									
2.0 HDi	02.00–10.06	R	WC		PBC4482		19,05	BENDIX	










Evasion									
1.8 i, 1.9 TD, 2.0 i, 2.0 i Turbo, 2.1 TD	06.94–	R	WC		PBC4482		19,05	BDX	

Jumper									
1.9 D, 1.9 TD, 2.0 i, 2.5 D, 2.5 TD 1000kg, 1400kg -ABS	12.94–		BMC		PBC6783		23,81		
2.0 i, 2.5 D, 2.5 TD 1800kg -ABS	1994 –		BMC		PBC6782		25,40		
2.0, 2.0 HDI, 2.2 HDI, 2.8 HDI 1000kg, 1400kg, 1800kg -ABS	11.01–		BMC		PBC1367		25,40		
2.0, 2.0 HDI, 2.2 HDI, 2.8 HDI 1000kg, 1400kg, 1800kg +ABS	11.01–		BMC		PBC1368		25,40		
1.9 D, 1.9 TD, 2.0, 2.5 D 1000kg, 1400kg	02.94–	R	WC		PBC4485		25,40	LUC	
2.5 TD 1400kg	02.94–	R	WC		PBC4486		26,99	LUC	

Jumpy									
1.6 i, 1.9 D, 1.9 TD	1996 –	R	WC		PBC4482		19,05	BDX	
2.0, 2.0 i 16V, 2.0 HDI	2000 – 12.06	R	WC		PBC4482		19,05	BDX	

Relay									
2.2 HDI, 2.8 HDI 1100kg, 1500kg, 1800kg -ABS	05.02–		BMC		PBC1367		25,40		
2.2 HDI, 2.8 HDI 1100kg, 1500kg, 1800kg +ABS	05.02–		BMC		PBC1368		25,40		

# CITROËN

				PATRON REF.			 mm	BRAKE SYSTEM	
									

## Relay

2.8 HDI 1800kg, 1500kg	-ABS	04.04-		BMC		PBC1367		25,40		
2.8 HDI 1800kg, 1500kg	+ABS	04.04-		BMC		PBC1368		25,40		
1.9 D 1000kg		1995 -	R	WC		PBC4485		25,40	LUC	
2.5 D 1400kg		1995 -	R	WC		PBC4485		25,40	LUC	
2.5 TD 1400kg		1995 -	R	WC		PBC4486		26,99	LUC	

## Saxo

1.0, 1.1, 1.4, 1.5 D, 1.6	+ABS	05.96-08.99	R	WC		PBC4625		20,64	LUC	
1.0, 1.1, 1.4, 1.5 D, 1.6	+ABS	02.99-08.99	R	WC		PBC4690		20,64		
1.0 i		03.96-	R	WC	PBC4676		PBC4677	19,05	BDX	CRCI
1.1 i	-ABS	03.96-	R	WC	PBC4676		PBC4677	19,05	BDX	CRCI
1.1 i	-ABS	03.96-	R	WC	PBC4678		PBC4679	19,05	BDX	CRCI
1.4 i, 1.5 D, 1.6 i	-ABS	03.96-	R	WC	PBC4678		PBC4679	19,05	BDX	CRCI

## Synergie

1.9 TD, 2.0		1994 -	R	WC		PBC4482		19,05	BDX	
-------------	--	--------	---	----	--	---------	--	-------	-----	--

## Xsara

1.4, 1.6, 1.8, 1.9 D/TD Saloon	-ABS	1997 -	R	WC	PBC4582		PBC4583	20,64	BDX	CRCI
1.4, 1.6, 1.8, 1.9 D/TD Saloon	-ABS	1997 -	R	WC	PBC4874		PBC4875	20,64	LUC	CRCI
1.4 i Saloon	(→8210) +ABS	07.97-	R	WC		PBC4625		20,64	LUC	
1.4 i Saloon	(8729→) +ABS	04.97-	R	WC		PBC4690		20,64		
1.4 i, 1.8 i Coupe	(→8210) +ABS	02.98-	R	WC		PBC4625		20,64	LUC	
1.4 i, 1.8 i, 1.9 TD Coupe	(8211→) +ABS	02.98-08.00	R	WC		PBC4690		20,64		
1.5 D Saloon	+ABS	04.97-08.00	R	WC		PBC4690		20,64		
1.6 i Saloon	(→8210) +ABS	07.97-	R	WC		PBC4625		20,64	LUC	
1.6 i, 1.8 i, 1.9 D/TD Saloon	(8211→) +ABS	04.97-08.00	R	WC		PBC4690		20,64		
1.8 i Saloon	(→8210) +ABS	07.97-	R	WC		PBC4625		20,64	LUC	
1.8, 1.9 D/TD Break		1997 -	R	WC		PBC4689		22,22	BDX	
1.9 D Saloon	(→8210) +ABS	07.97-	R	WC		PBC4625		20,64	LUC	
1.9 D 51kW Saloon	(8729→) +ABS	07.98-	R	WC		PBC4690		20,64		
1.9 D 51kW Coupe	(8729→) +ABS	02.98-02.99	R	WC		PBC4690		20,64		
1.9 D 50kW Coupe	(8729→) +ABS	08.99-	R	WC		PBC4690		20,64		
1.9 SD/TD Saloon, Coupe	(→8210)	07.97-	R	WC		PBC4625		20,64	LUC	
1.4, 1.5 D, 1.6, 1.8 D, 1.9 D Break	-ABS	10.97-08.00	R	WC		PBC4682		20,64		
1.4, 1.5 D, 1.6, 1.8 D, 1.9 D Break	+ABS	10.97-08.00	R	WC		PBC4689		22,22	BDX	
1.4 i, 1.9 D Break		09.00-03.05	R	WC		PBC4689		22,22	BDX	
1.4 HDI Break		01.03-	R	WC		PBC4689		22,22	BDX	

## Xsara Picasso









1.6, 1.8 16V, 2.0 HDI		02.00-	R	WC		PBC4876		22,22		
-----------------------	--	--------	---	----	--	---------	--	-------	--	--

## ZX









1.1, 1.4/i, 1.6 i, 1.8 D/i/16V, 1.9 D/i/TD, 2.0 i Saloon	(→Ch. 7125) -ABS	03.91-06.97		BMC		PBC1228		20,64	BDX	4 ports
1.1, 1.4 Saloon	(→RP. 5718)	03.91-07.92	R	WC	PBC4672		PBC4673	20,64	LUC	CRCI
1.1, 1.4 Saloon		07.92-	R	WC	PBC4582		PBC4583	20,64	BDX	CRCI
1.1, 1.4 Saloon	(RP. 5719→)	07.92-	R	WC	PBC4874		PBC4875	20,64	LUC	CRCI
1.4, 1.6, 1.8, 1.9 D/TD Saloon, S.Wagon	+ABS	07.95-	R	WC		PBC4625		20,64	LUC	
1.4, 1.6, 1.9 D S.Wagon		02.94-	R	WC		PBC4682		20,64	BDX	











## CITROËN

				PATRON REF.			∅ mm	BRAKE SYSTEM	
									
<b>ZX</b>									
1.6, 1.8 Saloon (→RP. 5718) -ABS	03.91–07.92	R	WC	PBC4672		PBC4673	20,64	LUC	CRCI
1.6, 1.8 Saloon -ABS	07.92–	R	WC	PBC4582		PBC4583	20,64	BDX	CRCI
1.6, 1.8 Saloon (RP. 5719→) -ABS	07.92–	R	WC	PBC4874		PBC4875	20,64	LUC	CRCI
1.9 D Saloon (→RP. 5718) -ABS	10.91–07.92	R	WC	PBC4672		PBC4673	20,64	LUC	CRCI
1.9 D/TD Saloon -ABS	01.93–	R	WC	PBC4582		PBC4583	20,64	BDX	CRCI
1.9 D Entreprise Saloon	09.92–	R	WC	PBC4582		PBC4583	20,64	BDX	CRCI
1.9 D Entreprise Saloon	09.92–	R	WC	PBC4874		PBC4875	20,64	LUC	CRCI
1.9 TD -ABS	09.92–	R	WC	PBC4874		PBC4875	20,64	LUC	CRCI

## DACIA

				PATRON REF.			∅ mm	BRAKE SYSTEM	
									
<b>Logan</b>									
1.4, 1.5 dCi, 1.6, 1.6 16V	09.04–	R	WC		PBC4696		17,46	LUCAS	
<b>Sandero</b>									
1.2 16V, 1.4, 1.4 MPI LPG, 1.5 dCi, 1.6, 1.6 MPI	2008 –	R	WC		PBC4696		17,46	LUCAS	

# DAEWOO

				PATRON REF.			Ø mm	BRAKE SYSTEM	
									

Aranos										
1.5, 1.8, 2.0	-ABS	1995 – 1997		BMC		PBC1884		22,22		
1.5, 1.8, 2.0		02.95–	R	WC		PBC4248		19,05		

Cielo										
1.5		1995 –		BMC		PBC1185		22,20		
1.5 i		1995 –		BMC		PBC1884		22,22		
1.5 i		1995 –	R	WC		PBC4248		19,05		two bolt mounting - 24mm centres

Espero										
1.5, 1.8, 2.0		1995 – 1997		BMC		PBC1884		22,22		
1.5 i, 1.8 i, 2.0 i		1992 – 1997		BMC		PBC1185		22,20		
1.5		1992 – 1997	R	WC		PBC4248		19,05		two bolt mounting - 24mm centres
1.8 i		03.95–03.96	R	WC		PBC4248		19,05		two bolt mounting - 24mm centres
2.0 i		03.95–09.98	R	WC		PBC4248		19,05		two bolt mounting - 24mm centres

Kalos										
1.2, 1.4, 1.6		08.02–11.04	R	WC		PBC4494		19,05		

Lanos										
1.4, 1.5	-ABS	05.97–		BMC		PBC1165		20,64		w/out tank, w/out PCR valve
1.6 i		05.97–	R	WC		PBC4248		19,05		two bolt mounting - 24mm centres
1.6		04.97–06.99	R	WC		PBC4084		17,50		










Matiz										
800	-ABS	1998 –		BMC		PBC1272		20,64		w/out tank
800		1998 –	R	WC		PBC4060		17,46		

Nexia										
1.5 i		1995 –		BMC		PBC1884		22,22		w/out tank
1.5 i	-ABS	1995 – 2001		BMC		PBC1185		22,20		w/out tank, w/out PCR valve
1.5 i 16V, 1.8 i		1994 – 1997		BMC		PBC1185		22,20		
1.5 GL		02.95–	R	WC		PBC4245		17,46	DELCO	
1.5 i, 1.8		03.95–	R	WC		PBC4248		19,05		two bolt mounting - 24mm centres

Nubira										
1.6		02.97–	R	WC		PBC4084		17,50		

Racer										
1.5 i				BMC		PBC1884		22,22		
1.5 i 16V		03.95–	R	WC		PBC4248		19,05		two bolt mounting - 24mm centres

# DODGE

				PATRON REF.			 mm	BRAKE SYSTEM	
									










Caravan									
All models	01.95-03.01	R	WC		PBC5091		19,05		
All models	1998 - 2000	R	WC		PBC5099		20,64		

Caravan (RG_)									
2.4	02.00-12.07	R	WC		PBC5091		19,05		

Truck									
Town&Country All models	1996 -	R	WC		PBC5091		19,05		
Town&Country All models	1998 - 2000	R	WC		PBC5099		20,64		

Voyager									
All models	1996 -	R	WC		PBC5091		19,05		
All models	1998 - 2000	R	WC		PBC5099		20,64		

# FIAT

				PATRON REF.			 mm	BRAKE SYSTEM	
									

<b>125</b>									
1.3, 1.5, 1.6	1975 – 1990		BMC		PBC6707		19,05		

<b>Albea (178_)</b>									
1.2, 1.4, 1.4 Cat, 1.6, 1.6 16V	09.98–	R	WC		PBC4488		20,64	APL	
1.2	09.01–	R	WC		PBC4481		20,64	BDX	
1.6	11.00–	R	WC		PBC4481		20,64	BDX	

<b>Barchetta</b>									
1.8 i	1994 –		BMC		PBC6771		22,22		

<b>Brava (–1998)</b>									
1.4, 1.6, 1.8, 1.9 TD	06.95–		BMC		PBC6771		22,22		
1.4, 1.6, 1.8, 1.9 DS	+ABS 06.95–	R	WC		PBC4479		22,22	BDX	
1.4, 1.6, 1.9 DS	-ABS 06.95–	R	WC		PBC4480		22,22	LKD	
1.8, 1.9 TD	10.95–08.98		CSC		PBC8110		25,40		

<b>Brava (1998–)</b>									
1.2, 1.6, 1.8, 1.9	09.98–05.99	R	WC		PBC4480		22,22	LKD	
1.6, 1.8, 1.9 TD/JTD	09.98–08.00		CSC		PBC8110		25,40		

<b>Bravo (–1998)</b>									
1.4, 1.6, 1.8, 1.9 TD	06.95–		BMC		PBC6771		22,22		
1.4, 1.6, 1.8, 1.9 DS	+ABS 06.95–	R	WC		PBC4479		22,22	BDX	
1.4, 1.6, 1.9 DS	-ABS 06.95–	R	WC		PBC4480		22,22	LKD	
1.9 TD, 2.0	09.96–09.98		CSC		PBC8110		25,40		

<b>Bravo (1998–)</b>									
1.2, 1.6, 1.8, 1.9	09.98–05.99	R	WC		PBC4480		22,22	LKD	
1.6, 1.8, 1.9 TD/JTD, 2.0	09.98–08.00		CSC		PBC8110		25,40		

<b>Coupe</b>									
1.8 i, 2.0 i	1993 –		BMC		PBC6771		22,22		
2.0 16V	11.93–08.96		CSC		PBC8110		25,40		
1.8 16V, 2.0 20V	09.96–08.00		CSC		PBC8110		25,40		









<b>Croma (154)</b>									
1.9 TD, 2.0 ie Turbo, 2.4 TD	LHD 04.88 – 1991		CMC		PBC7113		19,05		
2.0 ie/Turbo, 2.4 D/TD, 2.5 TD	10.85–		CSC		PBC8102		25,40	BDX	

<b>Croma (194)</b>									
1.8 16V, 1.9 D Multijet, 2.2 16V, 2.4 D Multijet	LHD 06.05–		CMC		PBC2162		15,87		

<b>Doblo</b>									
1.3 JTD MJ	02.04–10.05	R	WC		PBC4474		20,64	LKD	
1.3 MJTD, 1.6 16V, 1.9 D/JTD	LHD 2004 –		CMC		PBC2152		15,87	VALEO	cast iron
1.6 16V, 1.9 D/JTD	LHD 2001 – 2003		CMC		PBC2152		15,87	VALEO	cast iron

<b>Doblo Cargo</b>									
1.3 JTD MJ	02.04–10.05	R	WC		PBC4474		20,64	LKD	
1.3 D Multijet	LHD 10.05–01.10		CMC		PBC2152		15,87	VALEO	cast iron

# FIAT

				PATRON REF.			∅ mm	BRAKE SYSTEM	
									

## Doblo Cargo

1.4	LHD	10.05–		CMC		PBC2152		15,87	VALEO	cast iron
1.6 -/SX	LHD	09.01–		CMC		PBC2152		15,87	VALEO	cast iron
1.6 Bipower	LHD	09.02–		CMC		PBC2152		15,87	VALEO	cast iron
1.9 JTD	LHD	09.01–		CMC		PBC2152		15,87	VALEO	cast iron
1.9 -/Elegance/SX	LHD	11.00–		CMC		PBC2152		15,87	VALEO	cast iron
1.9 JTD Multijet	LHD	12.06–12.10		CMC		PBC2152		15,87	VALEO	cast iron

## Ducato (1981–1990)

1.8, 1.9, 1.9 D, 1.9 TD, 2.0, 2.5 D, 2.5 TD Exc. 1800kg	02.83–1990	R	WC		PBC4462		25,40	LUC	
1.8, 1.9, 1.9 D, 1.9 TD, 2.0, 2.5 D, 2.5 TD 1800kg	1986–1990	R	WC		PBC4469		26,99	LUC	

## Ducato (1990–1994)

1.8, 1.9 D, 1.9 TD, 2.0, 2.5 D, 2.5 TD 1000-1400kg	1990–1994	R	WC		PBC4683		22,22	LUC	
1.9 D, 1.9 TD, 2.0, 2.5 D, 2.5 TD 1000-1400kg	1990–1994	R	WC		PBC4462		25,40	LUC	
1.8, 1.9, 1.9 D, 1.9 TD, 2.0, 2.5 D, 2.5 TD 1800kg	1990–1994	R	WC		PBC4469		26,99	LUC	

## Ducato (1994–)

1.9 D, 1.9 TD, 2.0 i, 2.5 D, 2.5 TD 1000kg, 1400kg -ABS	12.94–		BMC		PBC6783		23,81	BDX	
2.0 i, 2.5 D, 2.5 TD 1800kg -ABS	1994–		BMC		PBC6782		25,40	BDX	
1.9 D, 1.9 TD, 2.0, 2.5 D 1000kg, 1400kg	03.94–	R	WC		PBC4485		25,40	LUC	
2.5 TD 1400kg	03.94–	R	WC		PBC4486		26,99	LUC	
2 1000kg, 1400kg, 1800kg	03.94–11.01	R	WC		PBC4486		26,99	LUC	
1.9 TD 1000kg, 2.8 1400kg	05.98–11.01	R	WC		PBC4486		26,99		

## Ducato (2001–)

2.0/HDI/JTD, 2.2 HDI, 2.3 JTD, 2.8 HDI/TD/JTD 1000kg, 1400kg, 1800kg -ABS	11.01–07.06		BMC		PBC1367		25,40		
2.0/HDI/JTD, 2.2 HDI, 2.3 JTD, 2.8 HDI/TD/JTD 1000kg, 1400kg, 1800kg +ABS	11.01–07.06		BMC		PBC1368		25,40		

## Fiorino

All models	1993–	R	WC		PBC4481		20,64		
------------	-------	---	----	--	---------	--	-------	--	--

## Marea

1.4, 1.6, 1.8, 1.9 TD, 2.0, 2.4 TD	LHD	07.96–		BMC		PBC6771		22,22	
1.4, 1.6, 1.8, 1.9 TD		07.96–	R	WC		PBC4479		22,22	BDX
1.6, 1.8, 1.9 TD S.Wagon		07.96–	R	WC		PBC4484		20,64	BDX
1.6 i 16V, 1.8 i 16V, 1.9 TD Kombi		09.96–	R	WC		PBC4480		22,22	
1.9 TD		07.96–	R	WC		PBC4488		20,64	LKD
1.4, 1.6 16V, 1.8 16V, 1.9 TD, 2.4 TD Saloon, S.Wagon		09.96–08.00		CSC		PBC8110		25,40	
1.9 JTD, 2.4 JTD Saloon, S.Wagon		04.99–08.00		CSC		PBC8110		25,40	
2.0 20V Saloon, S.Wagon		09.96–08.02		CSC		PBC8110		25,40	

## Marengo

1.9 D/TDS	LHD	1990–1993		BMC		PBC6758		20,64	
1.9 TD/JTD		07.96–08.02		BMC		PBC6771		22,22	
1.9 D/TDS		1990–1993	R	WC		PBC4467		17,46	BDX
1.9 TD, JTD		03.99–08.02	R	WC		PBC4488		20,64	LKD

# FIAT

				PATRON REF.			∅ mm	BRAKE SYSTEM	

## Multipla

1.6, 1.6 16V, 1.6 16V Bipower, 1.6 16V Blupower, 1.9 JTD	04.99-06.10		BMC		PBC6771		22,22	BDX	w/out brake booster
1.9 JTD (→Ch. 2158353) +ESP	04.02-06.10		BMC		PBC6771		22,22	BDX	w/out brake booster
1.6 16V	04.99-08.00	R	WC		PBC4488		20,64	APL	
1.6 16V Bipower, 1.6 16V Blupower, 1.9 JTD	04.99-02.08	R	WC		PBC4488		20,64	APL	
1.6	09.00-06.10	R	WC		PBC4488		20,64	APL	
1.6 16V, 1.6 16V Bipower, 1.9 JTD -ABS	2001-02.08	R	WC		PBC4488		20,64	APL	

## Palio

1.2, 1.6, 1.7 TD S.Wagon	1997-	R	WC		PBC4488		20,64		
1.2, 1.6, 1.9 JTD S.Wagon	09.00-	R	WC		PBC4481		20,64	BENDIX	

## Punto I

GT, Cabrio	07.93-		BMC		PBC6771		22,22		
1.1 i, 1.2 i, 1.6 i, 1.7 D/TD	1993-1999	R	WC		PBC4473		20,64	BDX	
1.1 i, 1.2 i, 1.6 i, 1.7 D/TD	1993-	R	WC		PBC4474		20,64	LKD	

## Punto II

1.2 8V, 16V	1999-	R	WC		PBC4697		20,64	LKD	
-------------	-------	---	----	--	---------	--	-------	-----	--

## Punto / Grande Punto (199)

1.3 D Multijet	07.08-	R	WC		PBC4697		20,64	APL	
----------------	--------	---	----	--	---------	--	-------	-----	--

## Punto Van (176L)

1.1, 1.7 D, 1.7 TD	04.96-02.00	R	WC		PBC4473		20,64	BDX/BOSCH	
1.1, 1.7 D, 1.7 TD	04.96-09.99	R	WC		PBC4474		20,64	APL	

## Punto Van (188AX)

1.2 60	02.00-06.03	R	WC		PBC4697		20,64	APL	aluminium
1.2 60, 1.9 JTD -ABS	02.00-10.09	R	WC		PBC4474		20,64	APL	cast iron
1.3 JTD -ABS	06.03-10.05	R	WC		PBC4697		20,64	APL	aluminium
1.9 D 60	03.02-10.09	R	WC		PBC4697		20,64	APL	aluminium
1.9 JTD Man +ABS	02.00-10.09	R	WC		PBC4697		20,64	APL	aluminium

## Scudo

1.6 i, 1.9 D, 1.9 TD	02.96-	R	WC		PBC4482		19,05		
----------------------	--------	---	----	--	---------	--	-------	--	--










## Talento

1.9 D, 2.0	09.89-	R	WC		PBC4683		22,22		
------------	--------	---	----	--	---------	--	-------	--	--

## Tempra

1.4, 1.6, 1.8, 1.9 D/TDS, 2.0 -ABS	03.90-03.93		BMC		PBC6758		20,64		
1.4, 1.6, 1.8, 1.9 D/TDS, 2.0 -ABS	03.93-		BMC		PBC6771		22,22		
1.4, 1.6	1990-1991	R	WC		PBC4468		19,05		
1.4, 1.6	1991-1993	R	WC		PBC4467		17,46		
1.8, 1.9 D/TD	1990-1993	R	WC		PBC4467		17,46		
1.4, 1.6 Man, 1.9 D	1993-1996	R	WC		PBC4472		22,22		
1.4, 1.6, D/TD S.Wagon -ABS	1993-1996	R	WC		PBC4484		20,64		
1.4, 1.6, 1.8, 2.0, D/TD RHD	1990-1996		CSC		PBC8102		25,40		

# FIAT










				PATRON REF.			 mm	BRAKE SYSTEM	
									

Tipo									
1.1, 1.4, 1.4 i, 1.6, 1.6 i, 1.7 D, 1.8 i, 1.9 TD, 2.0 i -ABS	1988 – 1993		BMC		PBC6758		20,64		
1.1, 1.4, 1.4 i, 1.6, 1.6 i, 1.7 D, 1.9 TD -ABS	1993 – 1995		BMC		PBC6771		22,22		
1.4, 1.6 Man, 1.7 D, 1.9 D/TD	1993 – 1995	R	WC		PBC4472		22,22		
1.6 Auto, 1.8 i	1993 – 1995	R	WC		PBC4484		20,64		
1.7 D	1983 – 1993	R	WC		PBC4468		19,05		
1.8 i, 1.9 D/TD	1988 – 1993	R	WC		PBC4467		17,46		
2.0 i	1992 – 1995	R	WC		PBC4467		17,46		
1.8, 2.0, 2.0 ie 16V	RHD 02.88 – 1993		CSC		PBC8102		25,40		
1.4, 1.6, D/TD	RHD 02.88 – 1995		CSC		PBC8102		25,40		

Ulysse									
1.8 i, 1.9 TD, 2.0 i, 2.1 TD	1994 –	R	WC		PBC4482		19,05	BDX	

Uno									
903/999cc 45, 1.1 55/60, 1.3 70/Turbo, 1.6 D	1989 – 1994		CMC		PBC7113		19,05		
900, 1.0, 1.1, 1.4, 1.5, D/T	RHD 1989 – 1995		CSC		PBC8102		25,40		

# FORD

				PATRON REF.			 mm	BRAKE SYSTEM	
									

## C-Max

1.6, 1.6 TDCi, 1.8, 1.8 Flexifuel, 1.8 TDCi, 2.0, 2.0 TDCi	LHD	02.07-		CMC		PBC2185		19,05		plastic
--	-----	--------	--	-----	--	---------	--	-------	--	---------

## Cougar

2.0 16V, 2.5 V6		1998 -		BMC		PBC1886		25,40		
2.0 16V, 2.5 V6 24V		09.98-12.00		CMC		PBC2211		19,05		

## Courier

1.3, 1.8 D		10.96-	R	WC		PBC4976		22,22	LUC	
------------	--	--------	---	----	--	---------	--	-------	-----	--

## Escort

1.6 XR3		1980 - 1982	R	WC		PBC4918		19,05		
1.6 i RS		1982 - 1983	R	WC		PBC4918		19,05		
1.6 i Turbo		1985 - 1986	R	WC		PBC4920		17,46		
1.6 i XR3i		1982 - 1986	R	WC		PBC4920		17,46		
1.6 i XR3i	+ABS	1986 - 1990	R	WC		PBC4976		22,22		
1.6 i XR3i	-ABS	1986 - 1990	R	WC		PBC4918		19,05		

## Escort Mk. III (1980-1986)

1.1, 1.3, 1.6 Saloon, S.Wagon		1980 - 1983	R	WC		PBC4918		19,05		
1.1, 1.3, 1.6, 1.6 D Saloon, S.Wagon		1983 - 1986	R	WC		PBC4920		17,46		

## Escort Mk. III Van (1980-1986)

1.1, 1.3, 1.6, 1.6 D		1980 - 1986	R	WC		PBC4976		22,22		
----------------------	--	-------------	---	----	--	---------	--	-------	--	--

## Escort Mk. IV (1986-1990)

1.1, 1.3, 1.4, 1.6, 1.6 D, 1.8 D Saloon, S.Wagon	+ABS	1986 - 1990	R	WC		PBC4976		22,22		
1.1, 1.3, 1.4, 1.6, 1.6 D, 1.8 D Saloon, S.Wagon	-ABS	1986 - 1990	R	WC		PBC4918		19,05		

## Escort Mk. IV Van (1986-1990)

1.1, 1.3, 1.4, 1.6, 1.6 D, 1.8 D		1986 - 1990	R	WC		PBC4976		22,22		
----------------------------------	--	-------------	---	----	--	---------	--	-------	--	--

## Escort Mk. V-VI (1990-1995)

1.3, 1.3 i, 1.4 i	-ABS	1990 - 1995		BMC		PBC1533		23,81		
1.3, 1.3 i, 1.4 i Saloon		1990 - 1995	R	WC		PBC4259		20,64		
1.3, 1.3 i, 1.4 i S.Wagon		1990 - 1995	R	WC		PBC4258		19,05		
1.6, 1.6 i, 1.8 i, 1.8 D	+ABS	1990 - 1995	R	WC		PBC4257		22,22		
1.6, 1.6 i, 1.8 i, 1.8 D	-ABS	1990 - 1995	R	WC		PBC4258		19,05		

## Escort Mk. V-VI Van (1990-1995)

500, 700 Van		1990 - 1995	R	WC		PBC4257		22,22		
--------------	--	-------------	---	----	--	---------	--	-------	--	--

## Escort Mk. VII (1995-)









1.3, 1.4, 1.6 i 16V, 1.8 i 16V, 1.8 TD	-ABS	1995 -		BMC		PBC1894		23,81		
1.3, 1.4, 1.6 i 16V, 1.8 i 16V, 1.8 TD	+ABS	1995 -	R	WC		PBC4976		22,22		

## Express

All models		01.90-		BMC		PBC1533		23,81		
All models		05.81-12.85	R	WC		PBC4976		22,22	LUC	



# FORD

				PATRON REF.			∅ mm	BRAKE SYSTEM	
									

## Fiesta (1989–1996)

1.4, 1.4 i Hatchback, 1.6	-ABS	1994 – 1995	R	WC		PBC4692		19,05	
---------------------------	------	-------------	---	----	--	---------	--	-------	--

## Fiesta Van (1989–1996)

1.4, 1.4 i Courier Van		1991 – 1995	R	WC		PBC4692		19,05	
------------------------	--	-------------	---	----	--	---------	--	-------	--

## Fiesta (1995–2002)

1.2 16V, 1.3 i, 1.4 16V, 1.8 D Man		08.95–	R	WC		PBC4920		17,46	
1.2 16V, 1.3 i, 1.4 16V, 1.8 D Auto		08.95–	R	WC		PBC4918		19,05	

## Fiesta Van (1995–2002)

1.2 16V, 1.3 i, 1.4 16V, 1.8 D		08.95–	R	WC		PBC4976		22,22	
--------------------------------	--	--------	---	----	--	---------	--	-------	--

## Fiesta (2002–)

1.25 16V		05.02–	R	WC		PBC4920		17,46	TRW
----------	--	--------	---	----	--	---------	--	-------	-----

## Focus

1.4 16V, 1.6 16V, 1.8 16V, 2.0 16V	-ABS	02.99–	R	WC		PBC4976		22,22	LUC
1.6 i, 1.8 i, 1.8 TD, 2.0 i		08.98–	R	WC		PBC4259		20,64	
1.8 DI/TDI DAW/DBW	-ABS	10.98–	R	WC		PBC4258		19,05	LUC
1.8 TDI DFW	-ABS	02.99–	R	WC		PBC4258		19,05	LUC

## Focus C-Max

1.6, 1.6 TDCi, 1.8, 2.0 TDCi	LHD	10.03–03.07		CMC		PBC2185		19,05	plastic
1.6 Ti, 1.8, 2.0	LHD	04.04–03.07		CMC		PBC2185		19,05	plastic
1.8 TDCi	LHD	01.05–03.07		CMC		PBC2185		19,05	plastic
1.8 Flexifuel	LHD	01.06–03.07		CMC		PBC2185		19,05	plastic

## Fusion

1.2		08.04–	R	WC		PBC4830		19,05	
1.4, 1.6		2002 –	R	WC		PBC4830		19,05	aluminium

## Galaxy

1.9 TD, 2.0, 2.3 16V, 2.8 V6	+ABS	1995 – 2000		BMC		PBC1265		23,81	
1.9 TDI, 2.0 i, 2.3 16V, 2.8 i V6/4X4		1995 – 2000		CMC		PBC2148		19,05	ATE

## Ka

1.3 i		09.96–	R	WC		PBC4920		17,46	LUC
-------	--	--------	---	----	--	---------	--	-------	-----









## Kuga

2.0 TDCi, 2.0 TDCi 4x4	LHD	03.08–		CMC		PBC2185		19,05	plastic
------------------------	-----	--------	--	-----	--	---------	--	-------	---------

## Mondeo

1.6 i, 1.6 16V, 1.8 i 16V, 1.8 TD, 2.0 i 16V, 2.5	+ABS	01.93–09.00		BMC		PBC1886		25,40	
1.6 i, 1.8 i, 1.8 TD Saloon		01.93–06.94	R	WC		PBC4552		20,64	LUC
1.6 i, 1.8 i, 1.8 TD Saloon		07.94–10.00	R	WC		PBC4555		22,22	LUC
2.0 i 16V Saloon		01.93–10.00	R	WC		PBC4552		20,64	LUC
1.6 i, 1.8 i, 1.8 td, 2.0 i 16V S.Wagon		04.93–10.00	R	WC		PBC4553		22,22	LUC
1.6 i, 1.6 i 16V, 1.8 i, 1.8 i 16V/4X4, 1.8 TD, 2.0 i, 2.0 i 16V, 2.5 24V, 2.5 i 24V Saloon, S.Wagon		08.94–09.00		CMC		PBC2211		19,05	

# FORD

				PATRON REF.			∅ mm	BRAKE SYSTEM	
									

## Orion (1983–1990)

1.3, 1.6		1983 – 1986	R	WC		PBC4920		17,46		
1.3, 1.4, 1.6	+ABS	1986 – 1990	R	WC		PBC4976		22,22		
1.3, 1.4, 1.6	-ABS	1986 – 1990	R	WC		PBC4918		19,05		
1.6 D		1983 – 1984	R	WC		PBC4920		17,46		
1.6 D, 1.8 D	+ABS	1984 – 1990	R	WC		PBC4976		22,22		
1.6 D, 1.8 D	-ABS	1984 – 1990	R	WC		PBC4918		19,05		

## Orion (1990–1995)

1.3 1.4 i	-ABS	1990 – 1993		BMC		PBC1533		23,81		
1.3, 1.4 i, 1.6, 1.6 i, 1.8 i, 1.8 D	+ABS	1990 – 1993	R	WC		PBC4257		22,22		
1.3	-ABS	1990 – 1991	R	WC		PBC4259		20,64		
1.4 i	-ABS	1990 – 1992	R	WC		PBC4259		20,64		
1.4 i	-ABS	1992 – 1993	R	WC		PBC4258		19,05		
1.6, 1.6 i, 1.8 i, 1.8 D	-ABS	1990 – 1993	R	WC		PBC4258		19,05		

## Probe

All models	+ABS	1989 – 07.93	R	WC		PBC4169		17,46		
2.0 16V, 2.5 V6 24V		10.93–03.98	R	WC		PBC4169		17,46		

## Puma

1.4 i 16V		02.98–	R	WC		PBC4258		19,05	LUC	
1.7 i 16V		06.97–	R	WC		PBC4258		19,05	LUC	
1.4, 1.7		05.97–12.01	R	WC		PBC4920		17,46	LUC	

## Sapphire

1.3, 1.6, 1.8, 2.0, 2.3	LHD	1982 – 1993		BMC		PBC1526		22,22	BDX	
1.3, 1.6		03.87– 1993	R	WC		PBC4297		22,22	BDX	
1.6		03.87– 1993	R	WC		PBC4976		22,22	LUC	
1.8, 2.0, 2.3		1982 – 1993	R	WC		PBC4977		20,64	LUC	

## Sierra

1.3, 1.6, 1.8, 2.0, 2.3	LHD	1982 – 1993		BMC		PBC1526		22,22	BDX	
1.3, 1.6		03.87– 1993	R	WC		PBC4297		22,22	BDX	
1.3, 1.6 S.Wagon		1982 – 1987	R	WC		PBC4977		20,64	LUC	
1.6		03.87– 1993	R	WC		PBC4976		22,22	LUC	
1.8, 2.0, 2.3		1982 – 1993	R	WC		PBC4977		20,64	LUC	
1.8, 2.0 S.Wagon		1987 – 1993	R	WC		PBC4976		22,22	LUC	
2.8 i XR4i		1982 – 1985	R	WC		PBC4976		22,22	LUC	










## Tourneo

2.0, 2.5/TD		08.94–12.00	R	WC		PBC4635		20,64		
2.0, 2.5/TD		08.94–12.00	R	WC		PBC4636		22,22		
2.0, 2.5/TD		08.94–12.00	R	WC		PBC4637		25,40		

## Transit 80 (–1991)

1.6, 2.0		1986 – 1991		BMC		PBC1538		22,22	LKD	front/rear split dual braking
2.5 D, 2.5 TD		1986 – 1991		BMC		PBC1539		23,81	BDX	-reservoir - front/rear split dual braking
1.6, 2.0, 2.5 D, 2.5 TD		1986 – 1991	R	WC		PBC4255		20,32		front/rear split dual braking - diagonal split dual braking

# FORD

				PATRON REF.			 mm	BRAKE SYSTEM	
									

Transit 80 (1991-)									
2.0, 2.0 i, 2.5 D, 2.5 TD	-ABS	1991 -		BMC		PBC1545		23,81	
2.0, 2.0 i		1991 -	R	WC		PBC4636		22,22	
2.5 D, 2.5 TD		1991 -	R	WC		PBC4635		20,64	

Transit 100 (1986-1991)									
1.6, 2.0		1986 - 1991		BMC		PBC1538		22,22	LKD front/rear split dual braking
2.5 D, 2.5 TD		1986 - 1991		BMC		PBC1539		23,81	BDX -reservoir - front/rear split dual braking
1.6, 2.0, 2.5 D, 2.5 TD		1986 - 1991	R	WC		PBC4255		20,32	BDX front/rear split dual braking

Transit 100 (1991-)									
2.0, 2.0 i, 2.5 D, 2.5 TD	-ABS	1991 -		BMC		PBC1545		23,81	
2.0, 2.0 i		1991 -	R	WC		PBC4636		22,22	
2.5 D, 2.5 TD		1991 -	R	WC		PBC4635		20,64	

Transit 100L (1986-1991)									
1.6, 2.0, 2.5 D, 2.5 TD		1986 - 1991		BMC		PBC1539		23,81	BDX -reservoir - front/rear split dual braking

Transit 120 (1986-1991)									
2.0, 2.5 D, 2.5 TD Chassis Cab		1986 - 1991		BMC		PBC1538		22,22	LKD front/rear split dual braking
2.0 Van, Kombi, Bus		1986 - 1991		BMC		PBC1538		22,22	LKD front/rear split dual braking
2.5 D, 2.5 TD Van, Kombi, Bus		1986 - 1991		BMC		PBC1539		23,81	BDX -reservoir - front/rear split dual braking
2.0, 2.5 D, 2.5 TD Van, Kombi, Bus		1986 - 1991	R	WC		PBC4255		20,32	BDX front/rear split dual braking - diagonal split dual braking

Transit 120 (1991-)									
2.0, 2.0 i, 2.5 D, 2.5 TD	-ABS	1991 -		BMC		PBC1545		23,81	
2.0, 2.0 i		1991 -	R	WC		PBC4636		22,22	
2.5 D, 2.5 TD		1991 -	R	WC		PBC4635		20,64	









Transit 130 (1986-1991)									
2.0, 2.5 D, 2.5 TD		1986 - 1991		BMC		PBC1539		23,81	BDX -reservoir - front/rear split dual braking

Transit 130 (1991-)									
2.0, 2.0 i, 2.5 D, 2.5 TD	-ABS	1991 -		BMC		PBC1545		23,81	
2.0, 2.0 i, 2.5 D, 2.5 TD		1991 -	R	WC		PBC4635		20,64	









Transit 150 (1991-)									
2.0, 2.0 i, 2.5 D, 2.5 TD	-ABS	1991 -		BMC		PBC1545		23,81	
2.0, 2.0 i, 2.5 D, 2.5 TD		1991 -	R	WC		PBC4635		20,64	

Transit 160 (1986-1991)									
2.0, 2.5 D, 2.5 TD		1986 - 1991		BMC		PBC1539		23,81	BDX -reservoir - front/rear split dual braking









# FORD

				PATRON REF.			∅ mm	BRAKE SYSTEM	
									
<b>Transit 190 (1986–1991)</b>									
2.0, 2.5 D, 2.5 TD	1986 – 1991		BMC		PBC1539		23,81	BDX	-reservoir - front/rear split dual braking
<b>Transit 190 (1991–)</b>									
2.0, 2.0 i, 2.5 D, 2.5 TD	-ABS 1991 –		BMC		PBC1545		23,81		
<b>Transit (1991–)</b>									
2.0, 2.0 i, 2.5 D, 2.5 TD	-ABS 1991 –	R	WC		PBC4637		25,40		
<b>Transit (1995–2000)</b>									
2.0, 2.5 D, 2.5 TD	-ABS 1995 – 2000		BMC		PBC1957		23,81		









# HONDA

				PATRON REF.			∅ mm	BRAKE SYSTEM	
									
<b>Accord IV</b>									
2.0i 16V, 2.2 i 16V Saloon, S.Wagon, Coupe	1990 – 1993		CMC		PBC2560		15,87		
<b>Accord V</b>									
2.0 i, 2.2 i, 2.3 i Saloon, S.Wagon, Coupe	1993 – 1996		CMC		PBC2560		15,87		
<b>Accord VI</b>									
1.9 i, 2.0 i/TDi, 2.2 i VTEC Saloon, Coupe	1996 – 1997		CMC		PBC2560		15,87		
<b>Accord/Aerodeck (1989–1993)</b>									
2.0/2.0 i CB3, 2.2 i CB7/8	1989 – 1993		CSC		PBC3543		19,05		
<b>Ballade (EC, ED, EE)</b>									
1.5 i 16V	10.88–09.91		CSC		PBC3544		19,05		
<b>Ballade (EJ, EK)</b>									
1.4, 1.6, 1.6 i Vtec	1995 – 2000		CSC		PBC3544		19,05		
1.4 i, 1.5 i, 1.6 VTi LHD	11.95–02.01		CSC		PBC3544		19,05		
1.4 i	01.98–02.01	R	WC	PBC4036		PBC4037	19,05	TRW	
<b>Civic IV</b>									
1.3, 1.5 i, 1.6 i EG/EH	1991 – 1996		CSC		PBC3544		19,05		
1.5 i, 1.6 i EJ/EK/MA/MB	09.94–		CSC		PBC3544		19,05		
<b>Civic V</b>									
1.4	1995 – 1997	R	WC	PBC4036		PBC4037	19,05	LUC	
1.5	1995 – 1997	R	WC	PBC4036		PBC4037	19,05	LUC	
1.4 i EJ/EK/MA/MB	1995 –		CSC		PBC3544		19,05		
2.0 TDi EJ/EK/MA/MB	1997 –		CSC		PBC3544		19,05		
<b>Civic VI</b>									
2.0 Hatchback (EU, EP) TYPE-R	12.01–	R	WC	PBC4566		PBC4568	20,64		
<b>Civic VII</b>									
2.0 Type-R	09.01–09.05	R	WC	PBC4566		PBC4568	20,64		
<b>CR-V</b>									
2.0 16V RD1, RD3	01.99–	R	WC	PBC4566		PBC4568	20,64		
2.0	07.02–	R	WC	PBC4566		PBC4568	20,64		
<b>CR-X</b>									
1.6	1992 –		CSC		PBC3544		19,05		
<b>Del Sol</b>									
All models	1992 – 1994		CSC		PBC3544		19,05		
<b>HR-V</b>									
1.6 -/Sport	02.99–09.05		CSC		PBC3544		19,05		
<b>Integra</b>									
1.8	1997 –		CSC		PBC3544		19,05		

# HONDA

			PATRON REF.			 mm	BRAKE SYSTEM	
								
<b>Prelude</b>								
2.0 i 16V, 2.2 i 16V, 2.3 i 16V Coupe	1990 – 1996		CMC		PBC2560	15,87		
2.0 i, 2.2 i, 2.3 i	1992 – 1994		CSC		PBC3543	19,05		

# HYUNDAI

				PATRON REF.			∅ mm	BRAKE SYSTEM	
									

Accent I									
1.3, 1.5	1995 –	R	WC	PBC5106		PBC5105	19,05		

Accent II									
1.3, 1.5	01.00 – 07.02	R	WC	PBC4036		PBC4037	19,05		
1.3, 1.5, 1.5 CRDI, 1.6	08.02 – 09.05	R	WC	PBC4071		PBC4070	17,50		

Accent III									
1.4 GL, 1.5 CRDi GLS	04.06 – 11.10	R	WC		PBC4564		17,46		
1.6 GLS	-ABS 04.06 – 11.10	R	WC		PBC4564		17,46		

Atos									
1.0 i 40/43kW	09.99 – 05.02	R	WC	PBC4071		PBC4070	17,50		

Atos Prime									
1.0 i 40/43kW	08.99 – 05.02	R	WC	PBC4071		PBC4070	17,50		

Atos Spirit									
1.0	08.99 – 05.02	R	WC	PBC4071		PBC4070	17,50		

Avante (J-2)									
1.6 16V, 1.6 i, 1.8 16V	-ABS 11.95 – 09.00	R	WC	PBC5110		PBC5109	19,05		
1.5 12V	-ABS 12.96 – 05.00	R	WC	PBC5110		PBC5109	19,05		
2.0, 2.0 16V	-ABS 04.97 – 05.00	R	WC	PBC5110		PBC5109	19,05		
1.9 D	-ABS 03.98 – 05.00	R	WC	PBC5110		PBC5109	19,05		

Avante (XD)									
1.6, 1.8, 2.0	06.00 – 07.06	R	WC	PBC4036		PBC4037	19,05	TRW	
1.6	-ABS 05.03 – 05.04	R	WC	PBC4036		PBC4037	19,05	TRW	
2.0 CRDi	-ABS 11.01 – 05.06	R	WC	PBC4036		PBC4037	19,05	TRW	

Coupe									
1.6 16V	12.96 –	R	WC	PBC5110		PBC5109	19,05		










Elantra									
1.6, 1.8	1996 –	R	WC	PBC5110		PBC5109	19,05		
1.6, 1.8, 2.0	06.00 – 05.06	R	WC	PBC4036		PBC4037	19,05	LUC	
1.5, 1.5 i, 1.6 i, 1.8 i	1992 – 1994		CSC		PBC3546		20,64		
1.8 GLS/Gti	06.92 – 05.95		CSC		PBC3546		20,64		

Excel (X-1)									
1.3, 1.5	1985 – 1988	R	WC		PBC4154		19,05		

Excel (X-2)									
1.3, 1.5, 1.5 i	10.89 – 01.95		CSC		PBC3546		20,64		

Excel (X-3)									
1.3, 1.3 i 12V, 1.5 i 12V	10.94 – 12.99	R	WC	PBC5106		PBC5105	19,05		
1.5 i 16V	12.95 – 01.00	R	WC	PBC5106		PBC5105	19,05		
1.5 i 16V	09.99 – 01.00	R	WC	PBC4036		PBC4037	19,05	TRW	

# HYUNDAI

				PATRON REF.				BRAKE SYSTEM	
									

Excel (LC)									
1.3, 1.5	01.00-07.02	R	WC	PBC4036		PBC4037	19,05	TRW	
1.3	08.02-11.05	R	WC	PBC4036		PBC4037	19,05	TRW	
1.5 CRDi	04.02-07.02	R	WC	PBC4036		PBC4037	19,05	TRW	
1.3, 1.5, 1.5 CRDi, 1.6	08.02-09.05	R	WC	PBC4071		PBC4070	17,50		

Getz									
1.0, 1.3, 1.5 CRDi, 1.6	09.02-	R	WC	PBC4071		PBC4070	17,50		
1.5 CRDi	-ABS 03.03-02.09	R	WC	PBC4071		PBC4070	17,50		
1.6	-ABS 09.02-03.07	R	WC	PBC4071		PBC4070	17,50		

H1									
2.5 D	10.97-	R	WC	PBC4036		PBC4037	19,05		
2.5 TD	10.99-11.01	R	WC	PBC4036		PBC4037	19,05		
2.5 TD	11.01-	R	WC	PBC4036		PBC4037	19,05		

H100									
2.4, 2.5 D	07.93-03.00	R	WC	PBC4036		PBC4037	19,05		

Lantra									
1.5, 1.6 i, 1.8 i	1992-1995	R	WC	PBC5110		PBC5109	19,05		
1.6 GLS	08.95-02.98	R	WC	PBC4036		PBC4037	19,05		
1.8 GLS/Gti	12.90-05.95		CSC		PBC3546		20,64		

Matrix									
1.5 CRDi, 1.6 16V, 1.8 16V	06.01-	R	WC	PBC4036		PBC4037	19,05		
1.5 CRDi	12.04-	R	WC	PBC4036		PBC4037	19,05		

Pony (1985-1994)									
1.3	1985-1988	R	WC		PBC4154		19,05		
1.5	1985-1988	R	WC		PBC4154		19,05		

Pony (1994-)									
1.3, 1.5	1994-	R	WC	PBC5106		PBC5105	19,05		

Sonata									
1.4	(→850200) 1984-1985	R	WC		PBC4920		17,46		
1.8 i, 2.0 i	1989-1993	R	WC		PBC4977		20,64		
1.8 i, 2.0 i	1995-	R	WC	PBC5110		PBC5109	19,05		
1.8 i, 2.0 i, 2.4 i, 3.0 i	1989-1994		CSC		PBC3546		20,64		









Starex									
2.5 TD 4WD	02.98-	R	WC	PBC4036		PBC4037	19,05		

Terracan									
2.5 TD, 2.9 CRDi 4WD	-ABS 12.01-12.06	R	WC	PBC4036		PBC4037	19,05	TRW	

Tiburon									
1.6 FX	08.99-01.02	R	WC	PBC5110		PBC5109	19,05		



## ISUZU

				PATRON REF.			∅ mm	BRAKE SYSTEM	
									









### D-Max

2.4 4x4, 2.5 D 4x4, 3.0 DiTD 4x4	05.02-05.03	R	WC		PBC4305		25,40		
----------------------------------	-------------	---	----	--	---------	--	-------	--	--

### Trooper

2.2 D/TD	02.87-01.88	R	WC		PBC4305		25,40		
2.6	01.88-10.91	R	WC		PBC4305		25,40		










## IVECO

				PATRON REF.			∅ mm	BRAKE SYSTEM	
									

### Daily Grinta

35.8, 35.10 Turbo, 40.8, 40.10 Turbo		R	WC		PBC4444		17,46		
--------------------------------------	--	---	----	--	---------	--	-------	--	--

# KIA

				PATRON REF.			 mm	BRAKE SYSTEM	
									

<b>Carenis</b>									
1.8		R	WC		PBC5549		19,05		

<b>Rio</b>									
1.3, 1.5 Saloon, S.Wagon	08.00 – 11.04	R	WC		PBC4564		17,46		
1.5 97HP S.Wagon	09.02 – 11.04	R	WC		PBC4564		17,46		

<b>Rio II</b>									
1.4 16V, 1.5 CRDi, 1.6 CVVT	-ABS 03.05 – 09.11	R	WC		PBC4564		17,46		

<b>Sephia</b>									
1.5 i, 1.6 i, 1.8 i	1994 – 04.98	R	WC		PBC5549		19,05		









<b>Sephia II</b>									
1.6 RS	-ABS 04.01 – 06.05	R	WC		PBC4564		17,46		

<b>Shuma II</b>									
1.6, 1.8	-ABS 04.01 – 06.05	R	WC		PBC4564		17,46		

<b>Spectra</b>									
1.6	-ABS 04.01 – 07.04	R	WC		PBC4564		17,46		

<b>Sportage</b>									
2.0	1995 – 1997	R	WC		PBC5539		20,64		
2.0	1998 –	R	WC		PBC5540		20,64		

# LADA

				PATRON REF.			∅ mm	BRAKE SYSTEM	
									

## 110, 111, 112

1.5	1995 –		BMC		PBC6721		20,64		
1.5	1995 –	R	WC		PBC4959		20,64		

## 1200

2101/2102/2103	+Servo	1974 – 1983		BMC		PBC6707		19,05	
2101/2102/2103	-Servo	1974 – 1983		BMC		PBC6706		19,05	
2101/2102/2103		1974 – 1986		CMC		PBC7709GH		19,05	
2101/2102/2103		1974 – 1986		CSC		PBC8800GH		19,05	

## 1300

2101/2102/2103	+Servo	1977 – 1983		BMC		PBC6707		19,05	
2101/2102/2103	-Servo	1977 – 1983		BMC		PBC6706		19,05	
2101/2102/2103		1977 – 1983	R	WC		PBC4959		20,64	self adjusting
2101/2102/2103		1974 – 1986		CMC		PBC7709GH		19,05	
2101/2102/2103		1977 – 1983		CSC		PBC8800GH		19,05	

## 1500

2101/2102/2103		1976 – 1985		BMC		PBC6706		19,05	
2101/2102/2103		1983 – 1985	R	WC		PBC4959		20,64	self adjusting
2101/2102/2103		1974 – 1986		CMC		PBC7709GH		19,05	
2101/2102/2103		1976 – 1985		CSC		PBC8800GH		19,05	

## 1600

2101/2102/2103		1978 – 1986		BMC		PBC6706		19,05	
2101/2102/2103		1985 – 1986	R	WC		PBC4959		20,64	self adjusting
2101/2102/2103		1974 – 1986		CMC		PBC7709GH		19,05	
2101/2102/2103		1978 – 1986		CSC		PBC8800GH		19,05	

## Forma

All models 2108/2109		11.91 –		BMC		PBC6721		20,64	
All models 2108/2109		11.91 –	R	WC		PBC4959		20,64	self adjusting

## Kalina

1.6, 1.6 16V		10.04 –	R	WC		PBC4959		20,64	
1.4 16V LPG		11.08 –	R	WC		PBC4959		20,64	BDX

## Natacha

1.1, 1.5		1993 –		BMC		PBC6721		20,64	
1.1, 1.5		05.93 –	R	WC		PBC4959		20,64	self adjusting









## Niva

1.6 Cossack 2121		1978 – 1995		BMC		PBC6707		19,05	
1.6 Cossack 2121		1985 – 1995	R	WC		PBC4959		20,64	self adjusting
1.9 TD		01.99 – 10.04		CSC		PBC8800GH		19,05	
1.7		11.94 – 10.04		CSC		PBC8800GH		19,05	

## Nova

1.2 2104/2105		1981 –		BMC		PBC6706		19,05	
1.3 2104/2105		1981 –		BMC		PBC6706		19,05	
1.5 2104/2105		1981 –		BMC		PBC6706		19,05	

# LADA

				PATRON REF.			∅ mm	BRAKE SYSTEM	
									

## Nova

1.2, 1.3, 1.5 2104/2105	1981 –	R	WC		PBC4959		20,64		self adjusting
1.2 2104/2105	1981 –		CMC		PBC7709GH		19,05		
1.3 2104/2105	1981 –		CMC		PBC7709GH		19,05		
1.5 2104/2105	1981 –		CMC		PBC7709GH		19,05		
1.2 2104/2105	1981 –		CSC		PBC8800GH		19,05		
1.3 2104/2105	1981 –		CSC		PBC8800GH		19,05		
1.5 2104/2105	1981 –		CSC		PBC8800GH		19,05		

## Priora

1.6, 1.6 LPG	12.08–	R	WC		PBC4959		20,64		
--------------	--------	---	----	--	---------	--	-------	--	--

## Riva

1.2, 1.3, 1.5, 1.6	1982 – 1993		BMC		PBC6707		19,05		
1.2, 1.3, 1.5, 1.6	1985 – 1995	R	WC		PBC4959		20,64		
1.2, 1.3, 1.5, 1.6	1985 – 1995		CMC		PBC7709GH		19,05		

## Sagona

1.5, 1.5 D	1994 –		BMC		PBC6721		20,64		
1.5, 1.5 D	1994 –	R	WC		PBC4959		20,64		

## Samara

1.1 2108/2109	1990 – 1992		BMC		PBC6721		20,64		
1.1 i 2108/2109	1994 –		BMC		PBC6721		20,64		
1.3, 1.5, 1.5 i 2108/2109	1987 –		BMC		PBC6721		20,64		
1.1 2108/2109	1990 – 1992	R	WC		PBC4959		20,64		self adjusting
1.1 i 2108/2109	1994 –	R	WC		PBC4959		20,64		self adjusting
1.3, 1.5, 1.5 i 2108/2109	1987 –	R	WC		PBC4959		20,64		self adjusting









## Taiga

1.9 TD	10.00 – 10.04		BMC		PBC6707		19,05	BENDIX	
1.7	11.94 – 10.04	R	WC		PBC4959		20,64		
1.7	11.94 – 10.04		CMC		PBC7709GH		19,05		
1.7	11.94 – 10.04		CSC		PBC8800GH		19,05		

## Toscana

1300, 1500	RHD	01.86 – 05.12		BMC		PBC6707		19,05	BDX
1300, 1500		1983 – 1996	R	WC		PBC4959		20,64	BDX

# LANCIA

			PATRON REF.			 mm	BRAKE SYSTEM	
								

## Dedra

1.6 ie, 1.8 ie, 1.9 TD, 2.0 ie	-ABS	1990 – 1994		BMC		PBC6758		20,64		
1.6, 1.6 16V, 1.8 16V, 1.8 GT 16V, 1.8 i.e., 1.9 TDS, 2.0 16V, 2.0 Integrale S.Wagon		1994 – 07.99		BMC		PBC6771		22,22		
1.6 i e		03.89 – 01.93	R	WC		PBC4468		19,05		
1.6 ie	-ABS	02.93 – 10.93	R	WC		PBC4472		22,22		
2000 Turbo 4WD				CSC		PBC8102		25,40	BDX	

## Delta

1.6, 1.6 Turbo		03.93 – 12.93		BMC		PBC6771		22,22		
1.3		01.93 – 12.93	R	WC		PBC4472		22,22		
1.8, 1.9 TD		03.93 –	R	WC		PBC4479		22,22	BDX	
2.0 HF Integrale 16V/8V Cat		10.87 – 1992		CSC		PBC8102		25,40	BDX	
1.8 16V, 2.0 16V		1993 –		CSC		PBC8102		25,40		

## Kappa

2.0 20V, 2.4 20V, 2.4 TDS/JTD, 3.0 24V Saloon, Coupe		10.94 –		CSC		PBC8110		25,40		
3.0 V6		1996 –		CSC		PBC8102		25,40		

## Lybra

1.6 16V, 1.8 16V, 2.0 20V Saloon, S.Wagon		10.99 –		CSC		PBC8102		25,40		
1.9 JTD, 2.4 JTD Saloon, S.Wagon		10.99 –		CSC		PBC8110		25,40		

## Thema

2.0 i, 2.5 TD, 2.8 i, 3.0 i		1985 – 1994		CMC		PBC7113		19,05		
2.4 Turbo DS (Ch. 0165221→)		– 1988		CSC		PBC8102		25,40	BDX	
FL92 2.0 i/16V/Turbo, 2.5 TDS, 3.0 V6 LE/LS/LX Saloon, S.Wagon		09.92 –		CSC		PBC8102		25,40	BDX	

## Y

1.2, 1.4	+ABS	11.95 –	R	WC		PBC4473		20,64	BDX	
1.2, 1.4	-ABS	11.95 –	R	WC		PBC4474		20,64	LKD	










## Ypsilon

1.2		10.03 – 11.11	R	WC		PBC4473		20,64	BDX/BOSCH	
1.4, 1.4 LPG	-ABS	07.06 – 12.11	R	WC		PBC4473		20,64	BDX/BOSCH	









## Zeta

2.0 i		1994 –	R	WC		PBC4482		19,05		
-------	--	--------	---	----	--	---------	--	-------	--	--

# LAND ROVER

				PATRON REF.			 mm	BRAKE SYSTEM	
									
<b>Freelander</b>									
1.8 16V, 2.0 D/TD4, 2.5 V6	02.98-12.00	R	WC		PBC4259		20,64	LUC	

# MAZDA

				PATRON REF.			∅ mm	BRAKE SYSTEM	
									

121										
1.2, 1.4 Man		1996 –	R	WC		PBC4920		17,46		
1.3, 1.8 D Man		1995 –	R	WC		PBC4920		17,46		
1.2, 1.3, 1.4, 1.8 D Auto-JASM/JBSM		04.96–	R	WC		PBC4258		19,05		
1.25, 1.3, 1.8 D Man		02.00–03.03	R	WC		PBC4830		19,05	LKD	aluminium

2 (DY)										
1.2 16V, 1.4 TD		04.03–	R	WC		PBC4830		19,05	LKD	aluminium
1.25, 1.3 L, 1.4, 1.4 CD, 1.6		04.03–09.07	R	WC		PBC4830		19,05	LKD	aluminium

2 (DE)										
1.3, 1.5		10.07–	R	WC		PBC5532		19,05		cast iron
1.3 MZR		01.10–	R	WC		PBC5532		19,05		cast iron
1.4 MZR-CD, 1.6 MZ-CD		2008 –	R	WC		PBC5532		19,05		cast iron
1.5 MZR		06.11–	R	WC		PBC5532		19,05		cast iron

3 (BK)										
1.4, 1.6, 2.0	LHD	10.03–06.09		CMC		PBC2185		19,05		plastic
1.6 DI Turbo	LHD	06.04–06.09		CMC		PBC2185		19,05		plastic
2.0 MZR-CD, 2.3 MPS	LHD	12.06–06.09		CMC		PBC2185		19,05		plastic

3 (BL)										
1.6 MZR-CD, 2.0 MZR, 2.0 MZR DISI, 2.2 MZR-CD	LHD	06.09–		CMC		PBC2185		19,05		plastic










323										
1.3, 1.6, 1.7 D BG		1989 – 1991	R	WC		PBC4169		17,46		
1.3 GLX/LX/Si	-ABS	11.96–07.98	R	WC		PBC5537		19,05		
1.5 Comfort/GLX/GX/LX/SE/TSi	-ABS	11.96–09.99	R	WC		PBC5537		19,05		
1.8 GLX/TRSi	-ABS	11.96–04.98	R	WC		PBC5537		19,05		
1.3 Comfort/GLX/LX		08.98–09.00	R	WC		PBC5537		19,05		
1.5 GLX/LX		08.98–09.00	R	WC		PBC5537		19,05		
1.5 GLX/LX		08.98–09.00	R	WC		PBC5537		19,05		
2.0 GLX/LX/SE/TSD	-ABS	03.97–01.00	R	WC		PBC5537		19,05		
1.3		10.00–10.03	R	WC		PBC5537		19,05		

323C										
1.5	-ABS	11.96–09.99	R	WC		PBC5537		19,05		
1.8 GLX/SE/TRSi	-ABS	11.96–09.99	R	WC		PBC5537		19,05		

323F										
1.3 LX/Si		10.00–10.03	R	WC		PBC5537		19,05		
2.0 DiTD		03.01–10.03	R	WC		PBC5537		19,05		
1.3, 1.5		08.98–09.00	R	WC		PBC5537		19,05		
1.5, 1.8	-ABS	10.96–07.98	R	WC		PBC5537		19,05		

323P										
1.3	-ABS	11.96–10.99	R	WC		PBC5537		19,05		
1.5	-ABS	11.96–07.01	R	WC		PBC5537		19,05		
2.0	-ABS	03.97–10.99	R	WC		PBC5537		19,05		

# MAZDA

				PATRON REF.			 mm	BRAKE SYSTEM	
									

## 323S

1.3, 1.6, 1.7 D, 1.8 16V, 1.8 16V GT		09.89 – 1994	R	WC		PBC4169		17,46		
1.3 16V, 1.5 16V, 1.6, 1.8 16V, 2.0, 2.0 D	-ABS	1994 – 09.98	R	WC		PBC4169		17,46		
1.6 TD		10.96 – 09.98	R	WC		PBC4169		17,46		
1.6 TD, 1.8		1994 – 1998	R	WC		PBC5537		19,05		
1.3 16V, 1.5 16V, 1.6, 1.8 16V, 2.0, 2.0 D	+ABS	08.94 – 09.98	R	WC		PBC5537		19,05		
1.4, 1.5, 1.6, 2.0 TD		1998 – 2004	R	WC		PBC4169		17,46		
2.0 D	-ABS	09.98 – 01.00	R	WC		PBC4169		17,46		
1.4 16V, 1.5 16V, 2.0 D	+ABS	09.98 – 01.01	R	WC		PBC5537		19,05		

## 5

1.8, 2.0, 2.0 CD	LHD	03.05 –		CMC		PBC2185		19,05		plastic
1.6 CD, 2.0	LHD	09.10 –		CMC		PBC2185		19,05		plastic

## 626

1.6, 1.8, 2.0, 2.0 D GC		1987 – 1992	R	WC		PBC4114		19,05		
1.6, 1.8, 2.0, 2.0 i, 2.0 D GD		1987 – 1992	R	WC		PBC4169		17,46		

## MX-3

1.6 i, 1.8 i V6	-ABS	01.94 – 12.98	R	WC		PBC5537		19,05		
1.6 i	+ABS	07.91 – 09.02	R	WC		PBC5537		19,05		

## MX-6









All models		1988 –	R	WC		PBC4169		17,46		
------------	--	--------	---	----	--	---------	--	-------	--	--

## Protege

All models		1995 – 1996	R	WC		PBC5537		19,05		
All models	+ABS	1997 – 1998	R	WC		PBC5537		19,05		
W/TSD Auto		1990 –	R	WC		PBC4169		17,46		



# MERCEDES

				PATRON REF.			∅ mm	BRAKE SYSTEM	
									

## (C124)

230 CE, 300 CE Coupe	-ABS	05.87-05.93		BMC		PBC1858		23,81/19,05	
----------------------	------	-------------	--	-----	--	---------	--	-------------	--

## (R129)

300 SL, 300 SL-24	LHD	06.89-07.93		CMC		PBC2701		19,05	
300 SL, 300 SL-24	LHD	06.89-07.93		CSC		PBC3701		23,81	

## (S123)

200 T, 230 T, 240 TD, 250 T, 280 T, 300 TD		09.77-11.85		BMC		PBC1829		23,81/19,05	
--	--	-------------	--	-----	--	---------	--	-------------	--

## (S124)

200 T, 200 TD, 200/220/230 TE, 250 TD, 260 TE, 280 TE, 300 TD/TD/4Matic/TE, 320 TE	-ABS	10.85-06.93		BMC		PBC1858		23,81/19,05	
--	------	-------------	--	-----	--	---------	--	-------------	--









## (W116)

280 S	(Ch. 053430→)	-07.80		BMC		PBC1829		23,81/19,05	
280 SE/SEL	(Ch. 052607→)	-07.80		BMC		PBC1829		23,81/19,05	
350 SE/SEL	(Ch. 029952→)	-03.80		BMC		PBC1829		23,81/19,05	
450 SE/SEL	(Ch. 043631→)	-09.80		BMC		PBC1829		23,81/19,05	
280 S/SE/SEL		09.72-07.80		CSC		PBC3702		23,81	

## (W123)

200/D, 220 D, 230/E, 240 D, 250, 280/E, 300 D Saloon		01.76-09.85		BMC		PBC1829		23,81/19,05	
200 T, 230 T/TE, 240 TD, 250 T, 280 TE, 300 TD S.Wagon		02.78-12.85		BMC		PBC1829		23,81/19,05	
230 C/CE, 280 C/CE Coupe		03.77-07.85		BMC		PBC1829		23,81/19,05	
230 E Saloon	(→Ch. 173999)			BMC		PBC1829		23,81/19,05	special body
240 D Saloon	(→Ch. 414568)			BMC		PBC1829		23,81/19,05	special body
240 D Saloon	(→Ch. 414568)			BMC		PBC1829		23,81/19,05	long wheel base
250 Saloon	(→Ch. 118041)			BMC		PBC1829		23,81/19,05	long wheel base
280 E Saloon	(→Ch. 115175)			BMC		PBC1829		23,81/19,05	long wheel base
300 D Saloon	(→Ch. 310479)			BMC		PBC1829		23,81/19,05	long wheel base
200/D, 220 D, 230/E, 240 D, 250, 280/E, 300 D Saloon		01.76-09.85		CMC		PBC2700		19,05	
200T, 230T/TE, 240TD, 250T, 280TE, 300TD S.Wagon		04.78-12.85		CMC		PBC2700		19,05	
230C/CE, 280C/CE Coupe		03.77-07.85		CMC		PBC2700		19,05	
200 Saloon		01.76-08.80		CSC		PBC3702		23,81	
200 Saloon		03.80-09.85		CSC		PBC3700		23,81	
200 D Saloon	(→Ch. 238053)	01.76-		CSC		PBC3702		23,81	
200 D Saloon	(Ch. 238054→)	-03.85		CSC		PBC3700		23,81	
200 T, 230 TE S.Wagon		06.80-12.85		CSC		PBC3700		23,81	
220 D Saloon		01.76-01.79		CSC		PBC3702		23,81	
230 Saloon		01.76-02.81		CSC		PBC3702		23,81	
230 C, 280 C Coupe		03.77-04.80		CSC		PBC3702		23,81	
230 CE Coupe		06.80-07.85		CSC		PBC3700		23,81	
230 E Saloon		06.80-09.85		CSC		PBC3700		23,81	
230 T S.Wagon		04.78-04.80		CSC		PBC3702		23,81	
240 D Saloon	(→Ch. 219674)	01.76-		CSC		PBC3702		23,81	
240 D Saloon	(Ch. 219675→)	-07.85		CSC		PBC3700		23,81	
240 TD Coupe	(Ch. 014173→)	-12.85		CSC		PBC3700		23,81	
240 TD S.Wagon	(→Ch. 014172)	02.78-		CSC		PBC3702		23,81	
280 Saloon		01.76-07.81		CSC		PBC3702		23,81	

# MERCEDES

				PATRON REF.			∅ mm	BRAKE SYSTEM	
									

## (W124)

200/D/E, 220 E, 230 E, 250 D/TD, 260 E/4Matic, 280 E -ABS	01.85-06.93		BMC		PBC1858		23,81/19,05		
250 D, 260 E, 280 E Saloon 6 doors -ABS LHD	01.90-06.93		BMC		PBC1858		23,81/19,05		
300 CE-24 Cabrio -ABS	01.92-06.93		BMC		PBC1858		23,81/19,05		
300 D/4Matic/E/TD, 320 E, 400 E, 500 E -ABS	01.85-06.93		BMC		PBC1858		23,81/19,05		
All models Coupe, S.Wagon -ABS	10.85-06.93		BMC		PBC1858		23,81/19,05		
All models Exc. 400E/500E Saloon 4 doors -ABS	01.85-06.93		BMC		PBC1858		23,81/19,05		
All models	01.85-06.93		CMC		PBC2701		19,05		
200 CE Coupe	04.90-06.93		CSC		PBC3700		23,81		
200/D/E Saloon	01.85-06.93		CSC		PBC3700		23,81		
200 T/TD/TE S.Wagon	01.85-06.93		CSC		PBC3700		23,81		
220 CE Coupe	10.92-06.93		CSC		PBC3701		23,81		
220 E Saloon	10.92-06.93		CSC		PBC3701		23,81		
220 TE S.Wagon	10.92-06.93		CSC		PBC3701		23,81		
230 CE Coupe	05.87-08.89		CSC		PBC3700		23,81		
230 CE Coupe	09.89-09.92		CSC		PBC3701		23,81		
230 E, 250D, 260 E, 300E Saloon	01.85-08.89		CSC		PBC3700		23,81		
230 E, 250D, 260 E, 300D/E Saloon	09.89-06.93		CSC		PBC3701		23,81		
230 TE, 250 TD, 300 TD/TE S.Wagon	10.85-08.89		CSC		PBC3700		23,81		
230 TE, 250 TD, 300 TD/TE S.Wagon	09.89-06.93		CSC		PBC3701		23,81		
250 D Saloon 6 doors	01.90-06.93		CSC		PBC3701		23,81		
250 D Turbo Saloon	09.88-06.93		CSC		PBC3701		23,81		
250 TD Turbo S.Wagon	04.90-06.93		CSC		PBC3701		23,81		
260 E Saloon 6 doors	01.90-09.92		CSC		PBC3701		23,81		
280 E Saloon	10.92-06.93		CSC		PBC3701		23,81		
280 TE S.Wagon	10.92-06.93		CSC		PBC3701		23,81		
300 D/CE Coupe	01.85-08.89		CSC		PBC3700		23,81		
300 CE Coupe	09.89-09.92		CSC		PBC3701		23,81		
300 CE-24 Cabrio	01.92-06.93		CSC		PBC3701		23,81		
320 CE Coupe	10.92-06.93		CSC		PBC3701		23,81		
320 E Saloon	10.92-06.93		CSC		PBC3701		23,81		
320 TE S.Wagon	10.92-06.93		CSC		PBC3701		23,81		

## (W126)

280 S Saloon (→Ch. 027696)	01.80-		BMC		PBC1829		23,81/19,05		
280 SE/SEL Saloon (→Ch. 095332)	01.80-		BMC		PBC1829		23,81/19,05		
380 SE/SEL Saloon (→Ch. 048641)	01.80-		BMC		PBC1829		23,81/19,05		
380 SEC Coupe (→Ch. 007911)	06.81-		BMC		PBC1829		23,81/19,05		
500 SE/SEL Saloon (→Ch. 036885)	01.80-		BMC		PBC1829		23,81/19,05		
500 SEC Coupe (→Ch. 007817)	06.81-		BMC		PBC1829		23,81/19,05		
280 SE/SEL Saloon (→Ch. 049604)	01.80-		CMC		PBC2700		19,05		
280 SE/SEL Saloon	01.80-07.85		CSC		PBC3702		23,81		
260 SE, 300 SE/SEL Saloon	09.85-03.91		CSC		PBC3700		23,81		

## (W140)

300 SE 2.8, 3.2, SEL 3.2 Saloon LHD	04.91-06.93		CMC		PBC2701		19,05		
300 SE 2.8, 3.2, SEL 3.2 Saloon LHD	04.91-06.93		CSC		PBC3701		23,81		

## (W201)

190, 190 D/2.5/Turbo	04.82-05.93		BMC		PBC1856		22,22/17,46	LUC	
190 E 1.8, 2.0, 2.3	04.82-05.93		BMC		PBC1856		22,22/17,46	LUC	

# MERCEDES

					PATRON REF.			∅ mm	BRAKE SYSTEM	
<b>(W201)</b>										
190 E 2.3-16	-ABS RHD	07.84-08.88		BMC		PBC1858		23,81/19,05		
190 E 2.5-16 150	-ABS RHD	09.88-05.93		BMC		PBC1858		23,81/19,05		
190 E 2.6	-ABS RHD	04.86-05.93		BMC		PBC1858		23,81/19,05		
190, 190 D/2.5/Turbo		04.82-05.93		CMC		PBC2701		19,05		
190 D 2.2		09.83-09.85		CMC		PBC2701		19,05		
190 E 1.8, 2.0, 2.3		04.82-05.93		CMC		PBC2701		19,05		
190 E 2.3-16		07.84-08.88		CMC		PBC2701		19,05		
190 E 2.5-16 150Kw		09.88-05.93		CMC		PBC2701		19,05		
190 E 2.5-16 Evolut. 173kW		03.89-05.93		CMC		PBC2701		19,05		
190 E 2.6		04.86-05.93		CMC		PBC2701		19,05		
190, 190 D/2.2/2.5		04.82-05.93		CSC		PBC3700		23,81		
190 D 2.5 Turbo		11.87-05.93		CSC		PBC3701		23,81		
190 E 1.8, 2.0, 2.3		04.82-05.93		CSC		PBC3700		23,81		
190 E 2.3-16		07.84-08.88		CSC		PBC3700		23,81		
190 E 2.5-16 150kW		09.88-05.93		CSC		PBC3700		23,81		
190 E 2.5-16 Evolut. 173kW		03.89-05.93		CSC		PBC3700		23,81		
190 E 2.6	(→Ch. A508035/F640356)	04.86-		CSC		PBC3700		23,81		
190 E 2.6	(Ch. A508036/F640357→)	-05.93		CSC		PBC3701		23,81		

<b>A-Class (W168)</b>										
A140, A160, A170 D/TDS Intercooler		09.97-	R	WC		PBC4033		19,05	LUC	
A140 1.6		01.00-	R	WC		PBC4033		19,05		
A160 1.7 CDI		03.98-02.01	R	WC		PBC4033		19,05		

<b>C-Class (T202)</b>										
C180, C200/D/Kompressor, C220 D, C230, C250 TD Kombi		06.96-		CMC		PBC2701		19,05		
C220 D/CDI, C240, C280, C230 Kompressor Kombi		06.97-		CMC		PBC2701		19,05		

<b>C-Class (W202)</b>										
C180	-ABS	03.93-06.97		BMC		PBC1858		23,81/19,05		
C180	+ESP	07.97-05.98		BMC		PBC1856		22,22/17,46	LUC	
C200	+ESP	01.94-05.98		BMC		PBC1856		22,22/17,46	LUC	
C220 D		08.93-05.97		BMC		PBC1856		22,22/17,46	LUC	
C220 D	-ABS +ESP	06.97-06.98		BMC		PBC1858		23,81/19,05		
C280	-ABS +ESP	05.93-10.98		BMC		PBC1858		23,81/19,05		
C36 AMG	-ABS +ESP	05.94-06.97		BMC		PBC1858		23,81/19,05		
C180 Saloon		06.93-		CMC		PBC2701		19,05		
C200 D Saloon		06.93-		CMC		PBC2701		19,05		
C200 Saloon		01.94-		CMC		PBC2701		19,05		
C220 D CDI Saloon		09.97-		CMC		PBC2701		19,05		
C220 D Saloon		06.93-		CMC		PBC2701		19,05		
C220 Saloon		06.93-08.96		CMC		PBC2701		19,05		
C230 Saloon		07.96-06.97		CMC		PBC2701		19,05		
C240 Saloon		06.97-		CMC		PBC2701		19,05		
C250 D Saloon		06.93-08.95		CMC		PBC2701		19,05		
C250 TD Saloon		09.95-		CMC		PBC2701		19,05		
C280 Saloon		06.93-		CMC		PBC2701		19,05		
C36 AMG Saloon		05.94-08.97		CMC		PBC2701		19,05		
C180 Saloon	(→Ch. A023345)	06.93-		CSC		PBC3700		23,81		-AC

# MERCEDES

				PATRON REF.			∅ mm	BRAKE SYSTEM	

C-Class (W202)										
C180 Saloon	(Ch. A023346→)	06.93–		CSC		PBC3701		23,81		-AC
C180 Saloon		06.93–		CSC		PBC3701		23,81		+AC
C200 D Saloon		06.93–08.95		CSC		PBC3700		23,81		-AC
C200 D Saloon		07.96–		CSC		PBC3701		23,81		-AC
C200 Saloon		01.94–		CSC		PBC3701		23,81		
C220 D Saloon		06.93–		CSC		PBC3700		23,81		
C220 Saloon		06.93–08.96		CSC		PBC3701		23,81		
C220 Saloon		07.96–		CSC		PBC3701		23,81		
C250 D Saloon		06.93–08.95		CSC		PBC3701		23,81		
C280 Saloon		06.93–		CSC		PBC3701		23,81		
C36 AMG Saloon		05.94–08.97		CSC		PBC3701		23,81		

CLK (C208)										
200, 200 Kompressor, 230 Kompressor Coupe		06.97–		CMC		PBC2701		19,05		
200, 200 Kompressor, 230 Kompressor Cabrio		06.98–		CMC		PBC2701		19,05		
200, 200 Kompressor, 230 Kompressor Coupe		06.97–		CSC		PBC3701		23,81		
200, 200 Kompressor, 230 Kompressor Cabrio		06.98–		CSC		PBC3701		23,81		

E-Class (A124)										
E200, E220, E320, E36 AMG Spider	-ABS	07.93–06.97		BMC		PBC1858		23,81/19,05		

E-Class (C124)										
E200, E320, E36 AMG Coupe	-ABS	07.93–06.97		BMC		PBC1858		23,81/19,05		










E-Class (S124)										
E 220 T, E 250 TD, E 280 T, E 300 T/D/TD/4Matic, E 320 T, E 36 T AMG	-ABS	07.93–06.96		BMC		PBC1858		23,81/19,05		

E-Class (T210)										
E 230 Kombi		05.96–08.97		CMC		PBC2701		19,05		wheel base 2833 mm
E 200, E 250 D, E 290 TD Kombi		05.96–		CMC		PBC2701		19,05		wheel base 2833 mm
E 200 Kompressor, E240, E250 TD Kombi		09.97–		CMC		PBC2701		19,05		wheel base 2833 mm
E 280 2WD Kombi		10.96–		CMC		PBC2701		19,05		wheel base 2833 mm
E 250 D Kombi	RHD	05.96–		CMC		PBC2701		19,05		wheel base 2833 mm

E-Class (W124)										
E200/D, E220, E250 D/TD, E280, E300/D/TD, E320, E36 AMG	-ABS	07.93–06.97		BMC		PBC1858		23,81/19,05		
E280 Saloon 6 doors	-ABS LHD	07.93–06.95		BMC		PBC1858		23,81/19,05		wheel base 3600mm
E200/D, E220, E250 D/TD, E280, E300 D, E320, E36 AMG		07.93–06.97		CMC		PBC2701		19,05		
E200/D		07.93–06.97		CSC		PBC3700		23,81		
E220, E250 D/TD, E280, E300 D, E320, E36 AMG		07.93–06.97		CSC		PBC3701		23,81		

E-Class (W210)										
E200 D Saloon		10.96–		CMC		PBC2701		19,05		
E200 Saloon/Kompressor, E220 D, E230, E240, E250 TD, E280 2WD, E290 TD, E300 D		09.97–		CMC		PBC2701		19,05		
E250 D Saloon		06.95–		CMC		PBC2701		19,05		
E250 D Saloon	RHD	06.95–		CMC		PBC2701		19,05		

# MERCEDES

				PATRON REF.			 mm	BRAKE SYSTEM	
									

G-Class (W460, W461, W463)									
230, 240, 250, 300	1979 – 1992		CSC		PBC3702		23,81		
230, 240, 300	1979 – 1993		CSC		PBC3704		23,81		

M-Class (M163)									
230, 270	1997 –		CMC		PBC2701		19,05		
230, 270	1997 –		CSC		PBC3701		23,81		

MB 100									
All models	09.86–	R	WC		PBC4554		25,40		

MB 100D									
All models	09.87–	R	WC		PBC4554		25,40		
All models	1991 –		CMC		PBC2716		19,05		
All models	1991 –		CSC		PBC3705		25,40		

MB 120									
All models	09.86–06.91	R	WC		PBC4554		25,40		

MB 140									
All models	–06.91	R	WC		PBC4554		25,40		

MB 140D									
All models	1991 –		CMC		PBC2716		19,05		
All models	1991 –		CSC		PBC3705		25,40		

MB 160									
All models	06.91–	R	WC		PBC4554		25,40		

MB 180									
All models	06.91–	R	WC		PBC4554		25,40		

MB 180D									
All models	1991 –		CMC		PBC2716		19,05		
All models	1991 –	G	CSC		PBC3705		25,40		










S-Class (C126)									
380, 500 Coupe	10.81–08.85		BMC		PBC1829		23,81/19,05		

S-Class (W140)									
S280, S320 Saloon	LHD 07.93–		CMC		PBC2701		19,05		
S280, S320 Saloon	LHD 07.93–		CSC		PBC3701		23,81		

SL-Class (C107)									
280, 350, 380, 450 Coupe	09.75–09.81		BMC		PBC1829		23,81/19,05		

SL-Class (R129)									
SL 280	LHD 08.93–		CMC		PBC2701		19,05		
SL 280	LHD 08.93–		CSC		PBC3701		23,81		

# MERCEDES

				PATRON REF.			 mm	BRAKE SYSTEM	
									

Sprinter (901, 902)								
208, 211, 212, 213, 214, 216	02.95-		BMC		PBC1952		23,81	
208, 211, 213, 216	01.00-05.06		BMC		PBC1952		23,81	ATE
208 CDI, 208 D, 210 D, 211 CDI, 212 D, 213 CDI, 214/NGT, 216 CDI	02.95-05.06		CMC		PBC2125		19,05	cast iron
210 D	01.97-04.00		CMC		PBC2708		19,05	cast iron
208 CDI, 208 D, 210 D, 211 CDI, 212 D, 213 CDI, 214/NGT, 216 CDI	02.95-05.06		CSC		PBC3810		22,22	FTE cast iron

Sprinter (903)								
308, 310, 311, 312, 313, 314, 316	02.95-		BMC		PBC1952		23,81	
310, 311, 312, 313, 314, 316	01.00-05.06		BMC		PBC1952		23,81	ATE
308 CDI, 308 D, 310 D, 311 CDI, 312 D, 313 CD, 314/NGT, 316 CDI	02.95-05.06		CMC		PBC2125		19,05	cast iron
308 CDI, 308 D, 310 D, 311 CDI, 312 D, 313 CDI, 314/NGT, 316 CDI	02.95-05.06		CSC		PBC3810		22,22	cast iron









Sprinter (904)								
408, 410, 411, 412, 413, 414, 416 4T	02.96-		BMC		PBC1952		23,81	
410, 412	01.00-05.06		BMC		PBC1952		23,81	ATE
408 CDI, 408 D, 410 D, 411 CDI, 412 D, 413 CDI, 414, 416 CDI	02.96-05.06		CMC		PBC2125		19,05	
408 CDI, 408 D, 410 D, 411 CDI, 412 D, 413 CDI, 414, 416 CDI	02.96-05.06		CSC		PBC3810		22,22	FTE

Sprinter (905)								
616 CDI	04.01-05.06		CMC		PBC2125		19,05	









Sprinter (906)								
416 CDI, 419 CDI 4.6T	03.09-		CMC		PBC2125		19,05	

Transporter								
BM309 L406DG/L408DG/G (Ch. 285632→)	1975 -		CMC		PBC2700		19,05	
BM309 L407D	1975 - 1988		CMC		PBC2700		19,05	
BM309 L409	1975 - 1982		CMC		PBC2700		19,05	
BM309 L410	1982 - 1988		CMC		PBC2700		19,05	
BM309 L508DG (Ch. 285632→)	1975 -		CMC		PBC2700		19,05	
BM309 L508D	1975 - 1988		CMC		PBC2700		19,05	
BM309 L406/407D/408/408DG/409/410/508D	1967 -		CSC		PBC3702		23,81	
BM310 L608D 6.7t	1979 -		CMC		PBC2700		19,05	
BM310 LF508D	1978 - 1988		CMC		PBC2700		19,05	
BM310 LF608D	1982 - 1988		CMC		PBC2700		19,05	
BM313 L613D/614D	1977 - 1988		CMC		PBC2700		19,05	
BM601 207D/208/208D/209D/210/210D Exc. S.Wagon (Ch. 649391→) -ABS	05.77-02.96		BMC		PBC1909		25,40	
BM601 207D/208/208D/209D/210/210D Inc. S.Wagon (Ch. 614797→) -ABS	05.77-02.96		BMC		PBC1909		25,40	
BM601 207D	05.77-12.88	R	WC		PBC5307		15,87	
BM601 207 D 2.3 D	1988 - 1995	R	WC		PBC5307		15,87	
BM601 207 D 2.4 D	1977 - 1989	R	WC		PBC5307		15,87	
BM601 208	05.77 - 1982	R	WC		PBC5307		15,87	
BM601 208 D 2.3 D	1988 - 1995	R	WC		PBC5307		15,87	
BM601 208 D 2.4 D	1977 - 1989	R	WC		PBC5307		15,87	

# MERCEDES

				PATRON REF.			∅ mm	BRAKE SYSTEM	
									
<b>Transporter</b>									
BM601 208 D	01.89 – 1995	R	WC		PBC5307		15,87		
BM601 209 D	1982 – 12.88	R	WC		PBC5307		15,87		
BM601 210	1982 – 1995	R	WC		PBC5307		15,87		
BM601 210 D	01.89 – 1995	R	WC		PBC5307		15,87		
BM601 207 D (Ch. 232363→499999)	1977 – 1989		CMC		PBC2708		19,05		
BM601 208 (Ch. 232363→499999)	1977 –		CMC		PBC2708		19,05		
BM601 208 D (Ch. 232363→499999)	1988 –		CMC		PBC2708		19,05		
BM601 209 D (Ch. 232363→499999)	1982 – 12.88		CMC		PBC2708		19,05		
BM601 210 (Ch. 232363→499999)	1977 –		CMC		PBC2708		19,05		
BM601 210 D	01.89 – 1995		CMC		PBC2708		19,05		
BM601 207 D	05.77 – 06.88		CSC		PBC3702		23,81		
BM601 207 D	07.88 – 12.88		CSC		PBC3704		23,81		
BM601 207 D 2.3 D	1988 – 1995		CSC		PBC3702		23,81	ATE	
BM601 207 D 2.4 D	1977 – 1989		CSC		PBC3702		23,81	ATE	
BM601 208	05.77 – 1982		CSC		PBC3702		23,81		
BM601 208 D	01.89 – 1995		CSC		PBC3704		23,81		
BM601 208 D 2.3 D	1988 – 1995		CSC		PBC3702		23,81	ATE	
BM601 208 D 2.4 D	1977 – 1989		CSC		PBC3702		23,81	ATE	
BM601 209 D	1982 – 06.88		CSC		PBC3702		23,81		
BM601 209 D	07.88 – 12.88		CSC		PBC3704		23,81		
BM601 210	1982 – 06.88		CSC		PBC3702		23,81		
BM601 210	07.88 – 1995		CSC		PBC3704		23,81		
BM601 210 D	01.89 – 1995		CSC		PBC3704		23,81		
BM602 307D/308/308D/310 Exc. Bus (Ch. 649391→) -ABS	10.82 – 02.96		BMC		PBC1909		25,40		
BM602 307D/308/308D/310 Inc. Bus (Ch. 625657→) -ABS	10.82 – 02.96		BMC		PBC1909		25,40		
BM602 309D/310D (Ch. 649391→) -ABS	10.82 – 02.96		BMC		PBC1909		25,40		
BM602 307 D	05.77 – 12.88	R	WC		PBC5307		15,87		
BM602 308	05.77 – 1982	R	WC		PBC5307		15,87		
BM602 308 D	01.89 – 1995	R	WC		PBC5307		15,87		
BM602 309 D	1982 – 12.88	R	WC		PBC5307		15,87		
BM602 310	1982 – 1995	R	WC		PBC5307		15,87		
BM602 310 D	01.89 – 1995	R	WC		PBC5307		15,87		
BM602 307 D (Ch. 232363→499999)	1977 – 1995		CMC		PBC2708		19,05		
BM602 307 D (Ch. 547855→)	1977 – 1995		CMC		PBC2708		19,05		
BM602 308 (Ch. 232363→499999)	1977 – 1995		CMC		PBC2708		19,05		
BM602 308 (Ch. 547855→)	1977 – 1995		CMC		PBC2708		19,05		
BM602 308 D	01.89 – 1995		CMC		PBC2708		19,05		
BM602 309 D	1982 – 12.88		CMC		PBC2708		19,05		
BM602 310 (Ch. 232363→499999)	1977 – 1995		CMC		PBC2708		19,05		
BM602 310 (Ch. 547855→)	1977 – 1995		CMC		PBC2708		19,05		
BM602 310 D	01.89 – 1995		CMC		PBC2708		19,05		
BM602 307 D	05.77 – 06.88		CSC		PBC3702		23,81		
BM602 307 D	07.88 – 12.88		CSC		PBC3704		23,81		
BM602 308	05.77 – 1982		CSC		PBC3702		23,81		
BM602 308 D	01.89 – 1995		CSC		PBC3704		23,81		
BM602 309 D	1982 – 06.88		CSC		PBC3702		23,81		
BM602 309 D	07.88 – 12.88		CSC		PBC3704		23,81		
BM602 310	1982 – 06.88		CSC		PBC3702		23,81		

# MERCEDES

				PATRON REF.			∅ mm	BRAKE SYSTEM	
									

## Transporter

BM602 310	07.88 – 1995		CSC		PBC3704		23,81		
BM602 310 D	01.89 – 1995		CSC		PBC3704		23,81		
BM611 407 D	(Ch. 556500/547855→) 1981 –		CMC		PBC2708		19,05		
BM611 408 D	01.89 – 1995		CMC		PBC2708		19,05		
BM611 409 D	(Ch. 556500/547855→) 1981 –		CMC		PBC2708		19,05		
BM611 410	(Ch. 556500/547855→) 1981 –		CMC		PBC2708		19,05		
BM611 410 D	01.89 – 1995		CMC		PBC2708		19,05		
BM611 407 D	1981 – 06.88		CSC		PBC3702		23,81		
BM611 407 D	07.88 – 12.88		CSC		PBC3704		23,81		
BM611 408 D	01.89 – 1995		CSC		PBC3704		23,81		
BM611 409 D	1981 – 06.88		CSC		PBC3702		23,81		
BM611 409 D	07.88 – 12.88		CSC		PBC3704		23,81		
BM611 410	1982 – 06.88		CSC		PBC3702		23,81		
BM611 410	07.88 – 1995		CSC		PBC3704		23,81		
BM611 410 D	01.89 – 1995		CSC		PBC3704		23,81		
BM667 507 D	03.86 –		CSC		PBC3702		23,81		
BM667 510	03.86 –		CSC		PBC3702		23,81		

## Transporter V

LT 28-46 2.3, 2.5 TD, 2.8 TD	01.96 –		CMC		PBC2125		19,05		cast iron
------------------------------	---------	--	-----	--	---------	--	-------	--	-----------

## V-Class (BM638)

200, 200 CDI, 220 CDI, 230, 230 TD, 280	1996 – 2003		CMC		PBC2125		19,05		cast iron
---	-------------	--	-----	--	---------	--	-------	--	-----------

## Vario









615 D, 616 D	09.98 –		CMC		PBC2125		19,05		cast iron
618 D	09.06 –		CMC		PBC2125		19,05		cast iron
512 D, 612 D, 613 D, 614 D, 813 D/DA, 814 D/DA, 815 D/DA, 816 D/DA	09.96 – 01.01		CSC		PBC3810		22,22	FTE	cast iron
812 D	09.96 – 09.06		CSC		PBC3810		22,22	FTE	cast iron
615 D, 616 D	10.98 –		CSC		PBC3810		22,22	FTE	cast iron
613 D, 614 D, 618 D, 818 D	09.06 –		CSC		PBC3810		22,22	FTE	cast iron

## Vito (638)










2.0, 2.3, 2.2 CDI, 2.3 D, 2.3 TD	1996 – 2003		CMC		PBC2125		19,05		cast iron
----------------------------------	-------------	--	-----	--	---------	--	-------	--	-----------



# MITSUBISHI

				PATRON REF.			∅ mm	BRAKE SYSTEM	
									
<b>Carisma</b>									
1.6, 1.8 16V, 1.9 TD	1997 – 2002	R	WC		PBC4092		19,05		
<b>Chariot</b>									
2.0 GLX	05.91 – 10.97	R	WC		PBC4154		19,05		
<b>Colt (1984–1988)</b>									
1.2 C15A, 1.3 C11A, 1.5 C12A, 1.6 Turbo C13A, 1.8 D C14A	1984 – 1988	R	WC		PBC4154		19,05		
<b>Colt (1988–1992)</b>									
1.3 C51A, 1.5 C52A, 1.8 D C54A	1988 – 1990	R	WC		PBC4154		19,05		
1.3 C51A, 1.5 C52A, 1.8 D C54A	1991 – 1992	R	WC		PBC5532		19,05		
<b>Colt (1996–2004)</b>									
1.3, 1.6	+ABS 03.96–05.04	R	WC		PBC5526		17,46		
1.3, 1.6	-ABS 03.96–05.04	R	WC		PBC5532		19,05		
<b>Cordia</b>									
A211 A, A21A	1983 –	R	WC		PBC4154		19,05		
<b>Expo</b>									
1.8 i	1991 – 1992	R	WC		PBC4154		19,05		
LRV, 2WD	1992 – 1994	R	WC		PBC5532		19,05		
<b>Galant (1984–1988)</b>									
1.6, 2.0	1984 – 1988	R	WC		PBC4154		19,05		
<b>Galant (1988–1993)</b>									
1.6 E31, 1.8 E32	1989 – 1993	R	WC		PBC5526		17,46		
1.7, 1.8/TD	11.87 – 10.92	R	WC		PBC5532		19,05		
<b>Lancer (1984–1988)</b>									
1.2 C15A, 1.5 C12A, 1.6 Turbo C13A, 1.8 D C14A Saloon	1984 – 1989	R	WC		PBC4154		19,05		
<b>Lancer (1988–1996)</b>									
1.2, 1.3, 1.5, 1.8 D C50/C70	06.88 – 1993	R	WC		PBC5532		19,05		
1.3 C61A, 1.5 C62A	1988 – 1992	R	WC		PBC4154		19,05		
1.3 i, 1.5 i C50770/COA	06.92 – 1996	R	WC		PBC5532		19,05		
1.8 i	07.89 – 1992	R	WC		PBC5532		19,05		
<b>Lancer (1996–)</b>									
1.3	+ABS 03.96–07.01	R	WC		PBC5526		17,46		
1.3	-ABS 03.96–07.01	R	WC		PBC5532		19,05		
1.5	+ABS 03.96–08.03	R	WC		PBC5526		17,46		
1.5	-ABS 03.96–08.03	R	WC		PBC5532		19,05		
<b>Mirage (1984–1988)</b>									
1.2 C15A, 1.3 C11A, 1.5 C12A, 1.6 Turbo C13A, 1.8 D C14A	1984 – 1988	R	WC		PBC4154		19,05		

# MITSUBISHI

				PATRON REF.			 mm	BRAKE SYSTEM	
									

## Mirage (1988–1992)

1.3 C51A, 1.5 C52A, 1.8 D C54A	1988 – 1990	R	WC		PBC4154		19,05		
1.3 C51A, 1.5 C52A, 1.8 D C54A	1991 – 1992	R	WC		PBC5532		19,05		

## Mirage (CJ\_, CP\_)

1300, 1600	+ABS	09.00–06.03	R	WC		PBC5526		17,46	
1300, 1600	-ABS	09.00–06.03	R	WC		PBC5532		19,05	
1500		11.95–09.03	R	WC		PBC5532		19,05	

## Precis

All models	1987 – 1989	R	WC		PBC4154		19,05		
------------	-------------	---	----	--	---------	--	-------	--	--

## Space Runner

1.8, 2.0 TD		10.91–1999	R	WC		PBC5532		19,05	
1.8 4WD		1991–1999	R	WC		PBC4154		19,05	

## Space Star

1.3 16V, 1.6 16V, 1.8 16V, 1.9 D		1998–12.04	R	WC		PBC4092		19,05	
----------------------------------	--	------------	---	----	--	---------	--	-------	--

## Space Wagon

1.8		1991–1998	R	WC		PBC4154		19,05	
-----	--	-----------	---	----	--	---------	--	-------	--










## Tredia

1.4 GLX, 1.6 Turbo, 1.6 GLS		1983–	R	WC		PBC4154		19,05	
-----------------------------	--	-------	---	----	--	---------	--	-------	--

## Vista

All models		1992–1994	R	WC		PBC5532		19,05	
------------	--	-----------	---	----	--	---------	--	-------	--

# NISSAN

				PATRON REF.			 mm	BRAKE SYSTEM	
									

## 100NX (B13)

1.6	1992 – 1995	R	WC		PBC5507		15,87		
1.6	03.90 – 10.94	R	WC		PBC4118		15,87		

## Almera I (N15)

1.4 i, 1.6 i, 2.0 i, 2.0 D	1995 –	R	WC		PBC5507		15,87		
1.4, 1.6, 2.0 D	1995 – 2000	R	WC		PBC4118		15,87		

## Almera II (N16)

1.8, 2.2 DCI	03.00 –	R	WC		PBC4834		17,46		
1.5 DCI	01.03 –	R	WC		PBC4834		17,46		
1.5, 1.8	10.02 –	R	WC		PBC4834		17,46		

## Axxess

All models	1989 – 1991	R	WC		PBC4392		20,64		
------------	-------------	---	----	--	---------	--	-------	--	--

## Bluebird

1.6 160B, 1.8 180B 810 S.Wagon	1977 – 1980	R	WC		PBC4392		20,64		
1.6, 1.8, 2.0, 2.0 D T12/T72	1986 – 1987	R	WC		PBC4392		20,64		
1.8, 1.8 Turbo, 2.0, 2.0 D U11 FWD Saloon	1984 – 1990	R	WC		PBC4392		20,64		5 speed

## Cherry

All models Stage 2	1979 – 1982	R	WC		PBC4116		15,87		
1.0, 1.3, 1.5/Turbo, 1.7 D N12	1982 – 1986	R	WC		PBC4252		17,46		
1.3, 1.4 2x4 N13	1986 – 1992	R	WC		PBC4391		17,46		

## Kubistar

1.2, 1.5 dCi, 1.6 16V	08.03 –	R	WC		PBC4027		22,22	BDX	
1.2 16V, 1.5 dCi 70, 1.5 dCi 85	04.06 –	R	WC		PBC4027		22,22	BDX	

## March

1.0, 1.2 K10	1983 – 1993	R	WC		PBC4118		15,87		
--------------	-------------	---	----	--	---------	--	-------	--	--

## Micra

K10 1.0, 1.2	1983 – 1993	R	WC		PBC4118		15,87		
--------------	-------------	---	----	--	---------	--	-------	--	--

## Prairie

2.0 2x4 M11	10.88 – 1991	R	WC		PBC4392		20,64		
-------------	--------------	---	----	--	---------	--	-------	--	--









## Primera

1.6 i, 2.0 D P10/W10 S.Wagon	1990 – 05.96	R	WC		PBC4392		20,64		
1.6 16V P11, 2.0 TD	09.96 –	R	WC		PBC4047		20,64		
1.8	06.99 – 12.01	R	WC		PBC4834		17,46		
2.0 TD	06.96 – 12.01	R	WC		PBC4834		17,46		

## Pulsar

1.0, 1.3, 1.5 Turbo, 1.7 D N12	1982 – 1986	R	WC		PBC4252		17,46		
1.0, 1.3, 1.4, 1.5, 1.6/1.6 i 2X4, 1.7 D, 1.8 i B12/N13 Saloon, S.Wagon	1982 – 1992	R	WC		PBC4252		17,46		

# NISSAN

				PATRON REF.			Ø mm	BRAKE SYSTEM	
									

## Pulsar (N16)

1.5, 1.5 dCi	-ABS	2000 – 2006	R	WC		PBC4834		17,46	NABCO	
1.8, 2.2 Di, 2.2 dCi		2000 –	R	WC		PBC4834		17,46	NABCO	

## Sentra

Petrol		1981 – 1983	R	WC		PBC4391		17,46		
1.4, 1.6		1991 –	R	WC		PBC5507		15,87		
All models			R	WC		PBC4375		15,87		

## Serena

All models		1991 –		CSC		PBC3811		19,05		
------------	--	--------	--	-----	--	---------	--	-------	--	--

## Stanza

All models Sedan	-ABS	1990 –	R	WC		PBC4392		20,64		
All models Van, Wagon		1986 – 1989	R	WC		PBC4392		20,64		
1.4, 1.6 A10 Saloon		1977 – 1981	R	WC		PBC4392		20,64		
1.6, 2.0 T12/72		1985 – 1987	R	WC		PBC4392		20,64	NAB/TOK	










## Sunny

1.0 FWD B11		1984 – 1985	R	WC		PBC4252		17,46	NAB/TOK	
1.0, 1.5 B12/N13 Saloon, S.Wagon		1986 – 1988	R	WC		PBC4252		17,46		
1.2 120Y B310		1978 – 1983	R	WC		PBC4392		20,64		
1.3 FWD B11 Saloon, S.Wagon		1982 – 1991	R	WC		PBC4252		17,46		
1.3 B12/N13 Saloon, S.Wagon		1986 – 1989	R	WC		PBC4252		17,46		
1.3 B13		1990 –	R	WC		PBC5507		15,87		
1.3 B14		1995 –	R	WC		PBC5507		15,87		
1.4 140Y B310		1978 – 1981	R	WC		PBC4392		20,64		
1.4 B12/N13 Saloon, S.Wagon		1989 – 1992	R	WC		PBC4252		17,46		
1.4 B13		1990 –	R	WC		PBC5507		15,87		
1.4 B14		1995 –	R	WC		PBC5507		15,87		
1.4 i N14		1992 – 1995	R	WC		PBC4375		15,87		
1.5 150Y B310		1981 – 1982	R	WC		PBC4392		20,64		
1.5 B12/N13 Coupe		1986 – 1987	R	WC		PBC4391		17,46		
1.6, 1.6 i 2x4 B12/N13 Saloon, S.Wagon		1986 – 1992	R	WC		PBC4252		17,46		
1.6 B14		1995 –	R	WC		PBC5507		15,87		
1.6 B13		1990 –	R	WC		PBC5507		15,87		
1.6 i N14		1992 – 1995	R	WC		PBC4375		15,87		
1.6 SGX B12/N13 Coupe		1986 – 1990	R	WC		PBC4391		17,46		
1.6 SLX 2x4 B12/A		09.86 – 10.91	R	WC		PBC4391		17,46		
1.6 SLX B12/N13		10.89 – 1991	R	WC		PBC4391		17,46		
1.6 SLX B12/N13 Coupe		09.86 – 1990	R	WC		PBC4391		17,46		
1.6 i SLX 2x4 B12/A		1989 – 10.91	R	WC		PBC4391		17,46	NABCO	
1.7 D, 1.8 i B12/N13 Saloon, S.Wagon		1986 – 1992	R	WC		PBC4252		17,46		
1.7 D LX/SLX B12/N13		09.86 – 10.91	R	WC		PBC4391		17,46		
1.7 D SLX B12/A B12/N13 Traveller		09.86 – 10.91	R	WC		PBC4391		17,46		
2.0 DS B14		1995 –	R	WC		PBC5507		15,87		

## Sunny Van

All models 2x4 FWD B11		1982 – 1986	R	WC		PBC4391		17,46		
------------------------	--	-------------	---	----	--	---------	--	-------	--	--

# NISSAN

				PATRON REF.			 mm	BRAKE SYSTEM	
									

Terrano II									
2.4, 2.7 TD 4WD	1996 – 2002	R	WC		PBC4636		22,22		

Vanette									
C22 1.5, 2.0, 2.0 D, 2.4	1986 – 1993	R	WC		PBC4392		20,64		
C120 1.5, 2.0 D LWB	1978 – 1985	R	WC		PBC4392		20,64		
C23 1.6 i, 2.0 D, 2.3 D	1995 –		CSC		PBC3811		19,05		

# OPEL

				PATRON REF.			∅ mm	BRAKE SYSTEM	

Arena										
1.9 D, 2.5 D Combi, Van	03.98-08.01		R	WC		PBC4594		25,40		

Ascona C										
1.3, 1.6, 1.6 D, 1.8, 2.0	08.85-1987			BMC		PBC1838		20,64	DELCO	-reservoir ID Code CN
1.3, 1.6, 1.6 D, 1.8, 2.0	1981-1985		R	WC		PBC4962		17,46		
1.3, 1.6, 1.6 D, 1.8, 2.0	1985-1988		R	WC		PBC4245		17,46		
2.0 SRI	1987-1988		R	WC		PBC4248		19,05		two bolt mounting - 24mm centres









Astra F										
1.4, 1.6, 1.7 D/TD, 1.8, 2.0	+ABS 09.91-			BMC		PBC1880		22,22	ATE	
1.4, 1.6, 1.7 D/TD, 1.8, 2.0	+ABS 07.92-			BMC		PBC1881		22,22	DELCO	ID Code EJ
1.4, 1.6, 1.7 D	-ABS 09.91-			BMC		PBC1879		22,22	ATE	heavy duty brakes
1.4, 1.6, 1.7 D/TD, 1.8 i	-ABS 08.91-			BMC		PBC1854		20,64	DELCO	-reservoir ID Code EB
1.8, 2.0	-ABS 09.91-			BMC		PBC1879		22,22	ATE	
1.4, 1.6, 1.7 D/TD, 2.0 i	09.91-		R	WC		PBC4245		17,46	ATE	standard brakes
1.4, 1.6, 1.7 D/TD, 2.0 i	09.91-		R	WC		PBC4248		19,05	ATE	heavy duty brakes, two bolt mounting - 24mm centres
1.4, 1.6, 1.7 D/TD	09.91-		R	WC		PBC4556		19,05	ATE	single bolt mounting aluminium
1.8 i	(→Ch. NE183174) 09.91-		R	WC		PBC4245		17,46	ATE	standard brakes
1.8 i	(Ch. NE183175→) 09.91-		R	WC		PBC4248		19,05	ATE	heavy duty brakes, two bolt mounting - 24mm centres
Classic 1.4 i 44kW	01.98-09.98		R	WC		PBC4556		19,05		single bolt mounting aluminium
Classic 1.6 i 55kW	(Ch. R2500001→) 01.98-09.98		R	WC		PBC4556		19,05		single bolt mounting aluminium
Classic 1.6 i, 1.6 i 16V	02.98-			CMC		PBC2216		15,87		
1.7 TD Van	02.98-			CMC		PBC2216		15,87		

Astra F Van										
Classic 1.4 i 44kW, 1.6 i 55kW Caravan	01.98-09.98		R	WC		PBC4556		19,05		single bolt mounting aluminium
Classic 1.6 i 16V 74kW Caravan	02.98-			CMC		PBC2216		15,87		

Astra G										
1.2, 1.4, 1.6, 1.7 CDTI, 1.8, 2.0 DI/DTI, 2.2/DTI Saloon, S.Wagon	-ESP 02.00-01.05			BMC		PBC1941		23,81		
1.2 16V, 1.4 16V, 1.6, 1.6 16V, 1.7 TD	04.98-09.00		R	WC		PBC4556		19,05		single bolt mounting aluminium
1.2 16V, 1.6, 1.7 DTI	02.00-		R	WC		PBC4556		19,05		single bolt mounting aluminium
1.4, 1.6, 1.7 CDTI, 1.8, 2.0 DI/DTI/Turbo, 2.2/DTI	-ABS 09.00-01.05		R	WC		PBC4248		19,05		
1.2 16V, 1.4 16V, 1.6, 1.6 16V, 1.7 TD/CDTI, 1.8 16V, 2.0 16V/DI/DTI/OPC, 2.2 DTI Saloon	LHD 04.98-01.05			CMC		PBC2216		15,87		
1.6, 1.8, 2.0 16V, 2.2 DTI Coupe	LHD 09.00-05.05			CMC		PBC2216		15,87		

Astra G Van										
1.2, 1.4, 1.6, 1.7 CDTI, 1.8, 2.0 DI/DTI, 2.2/DTI Caravan	-ESP 09.00-05.05			BMC		PBC1941		23,81		
F35_ 1.2 16V 48kW, 1.4 16V 66kW, 1.6 55kW, 1.6 16V 74kW, 1.7 TD 50kW Caravan	02.98-09.00		R	WC		PBC4556		19,05		single bolt mounting aluminium

# OPEL

				PATRON REF.			∅ mm	BRAKE SYSTEM	
									

## Astra G Van

F35_ 1.2 16V 55kW, 1.6 62kW, 1.7 DTI 16V 55kW Caravan	02.00-	R	WC		PBC4556		19,05		single bolt mounting aluminium
1.7 DTi, 2.0/DTI Caravan -ABS	09.00-04.05	R	WC		PBC4248		19,05		
1.2 16V, 1.4 16V, 1.6, 1.6 16V, 1.7 TD/CDTI, 1.8 16V, 2.0 16V/DI/DTI/OPC, 2.2 DTI Caravan LHD	02.98-07.04		CMC		PBC2216		15,87		

## Astra H

1.2, 1.3 CDTI, 1.4, 1.6, 1.7 CDTI, 1.8, 1.9 CDTI, 2.0 Turbo LHD	03.04-		CMC		PBC2216		15,87		
1.4, 1.6, 1.8, 1.9 CDTI, 2.0/T Cabrio LHD	10.05-		CMC		PBC2216		15,87		

## Astra H Van

1.4, 1.6, 1.7 CDTI, 1.8, 1.9 CDTI, 2.0 Turbo Caravan LHD	08.04-		CMC		PBC2216		15,87		
---	--------	--	-----	--	---------	--	-------	--	--

## Astra J

1.6, 1.7 CDTI LHD	06.12-		CMC		PBC2216		15,87		
-------------------	--------	--	-----	--	---------	--	-------	--	--

## Calibra

1.4, 1.6, 1.8	1989 - 1996		BMC		PBC1832		20,64	DELCO	
2.0 i +ABS	10.89-		BMC		PBC1880		22,22	ATE	
2.0 i +ABS	10.89-		BMC		PBC1881		22,22	DELCO	ID Code EJ
2.0 i -ABS	10.89-08.92		BMC		PBC1851		22,22	DELCO	-reservoir ID Code CT, CJ

## Campo

2.3, 2.5 D, 3.1 TD, 4X4	08.91-2001	R	WC		PBC4305		25,40		
2.3, 2.5 TD, 4X4	09.91-08.95		CMC		PBC2215		19,05		

## Combo

1.0, 1.2, 1.3, 1.4, 1.5 D, 1.5 TD, 1.6, 1.7 D -ABS	1993 -		BMC		PBC1854		20,64	DELCO	-reservoir ID Code EB
1.0, 1.2, 1.3, 1.4, 1.5 D, 1.5 TD, 1.6, 1.7 D	1993 -	R	WC		PBC4253		19,05	ATE	two bolt mounting - 21mm centres

## Combo (71\_)

1.2, 1.4, 1.4 16V, 1.7 D -ABS, LHD	07.94-10.01		BMC		PBC1854		20,64	DELCO	
1.4 +ABS	07.94-08.96		BMC		PBC1880		22,22	ATE	
1.4, 1.4 16V	07.94-10.01	R	WC		PBC4248		19,05	TRW	cast iron
1.2, 1.4, 1.7 D	07.94-09.00	R	WC		PBC4253		19,05	DELCO	cast iron
1.4 16V	08.99-10.01	R	WC		PBC4253		19,05	DELCO	cast iron
1.4, 1.4 16V	07.94-10.01	R	WC		PBC4556		19,05	TRW	aluminium

## Combo Tour

1.3 CDTI 16V, 1.4, 1.6, 1.7 CDTI/DI/DTI 16V	2001 -	R	WC		PBC4248		19,05	TRW	cast iron
1.3 CDTI 16V, 1.4, 1.6, 1.6 CNG, 1.7 CDTI/DI/DTI 16V	2001 -	R	WC		PBC4556		19,05	TRW	aluminium

## Corsa A

1.0 (Ch. G4000001→)	08.86-07.90	R	WC		PBC4246		14,29		standard brakes
1.0 (Ch. →G4000000)	09.82-07.85	R	WC		PBC4962		17,46		heavy duty brakes
1.0 (Ch. G4000001→)	08.85-1992	R	WC		PBC4245		17,46		heavy duty brakes

# OPEL

				PATRON REF.			∅ mm	BRAKE SYSTEM	

Corsa B										
1.2 i, 1.4 i, 1.5 D/TD	-ABS LHD	01.93-		BMC		PBC1854		20,64	DELCO	-reservoir ID Code EB
1.6 16V, 1.7 D	-ABS	01.93-		BMC		PBC1854		20,64	DELCO	-reservoir ID Code EB
1.2 i, 1.4 i, 1.5 D/TD, 1.6 i 16V, 1.7 D		03.93-	R	WC		PBC4248		19,05		two bolt mounting - 24mm centres
1.2 i, 1.4 i, 1.5 D/TD, 1.6 i 16V, 1.7 D		03.93-	R	WC		PBC4556		19,05		single bolt mounting aluminium

Corsa C										
1.0 1 2V, 1.2 16V, 1.7 16V DI/DTI		09.00-	R	WC		PBC4556		19,05		single bolt mounting aluminium

Corsa Van										
1.0, 1.2, 1.3, 1.4, 1.5 D, 1.5 TD, 1.6, 1.7 D	-ABS	1993 -		BMC		PBC1854		20,64	DELCO	-reservoir ID Code EB
1.0, 1.2, 1.3, 1.4, 1.5 D, 1.5 TD, 1.6, 1.7 D		1993 -	R	WC		PBC4248		19,05	ATE	two bolt mounting - 24mm centres

Frontera										
2.0 i, 2.3 TD, 2.4 i		03.92 - 1995	R	WC		PBC4305		25,40		
6B_2.2 i 6B_ZC, 6B_VF, 6B_66, 6B_76 100kW	LHD	10.98-		CMC		PBC2215		19,05		

Kadett D										
1.0, 1.2		08.79 - 08.84		BMC		PBC1854		20,64	ATE	-reservoir
1.8		1982 - 07.84		BMC		PBC1851		22,22	DELCO	-reservoir ID Code CT
1.6, 1.6 D Saloon, Hatchback, 1.8		1979 - 1984	R	WC		PBC4962		17,46		

Kadett E										
1.2, 1.3, 1.6, 1.6 D		08.85 - 1987		BMC		PBC1838		20,64	DELCO	-reservoir ID Code CN
1.2, 1.3, 1.4, 1.5 D, 1.6, 1.7 D		08.88 - 1991		BMC		PBC1832		20,64	DELCO	-reservoir ID Code EA
1.2, 1.3, 1.4, 1.5 D, 1.6, 1.6 D, 1.7 D		08.88 - 1991		BMC		PBC1854		20,64	DELCO	-reservoir ID Code EB
1.2, 1.3, 1.4, 1.5 D, 1.6, 1.6 D, 1.7 D, 1.8, 2.0	+ABS	1984 - 1991		BMC		PBC1880		22,22	ATE	
1.2, 1.3, 1.4, 1.5 D, 1.6, 1.6 D, 1.7 D, 1.8, 2.0	-ABS	08.88 - 1991		BMC		PBC1879		22,22	ATE	
1.6 D		08.88 - 1989		BMC		PBC1832		20,64	DELCO	-reservoir ID Code EA
1.8, 2.0		08.88 - 1991		BMC		PBC1851		22,22	DELCO	-reservoir ID Code CT
1.2, 1.3 N Man Saloon, Hatchback (Ch. G2502697/G5000001→)		1985 - 1991	R	WC		PBC4246		14,29		
1.2, 1.3 N Auto Saloon, Hatchback		1984 - 1991	R	WC		PBC4245		17,46		
1.2, 1.3 Man S.Wagon, Kombi (Ch. G2502697/G5000001→)		1985 - 1991	R	WC		PBC4248		19,05		two bolt mounting - 24mm centres
1.2, 1.3 Man S.Wagon, Kombi		1985 - 1991	R	WC		PBC4556		19,05		single bolt mounting aluminium
1.3 Auto S.Wagon, Kombi		1984 - 1991	R	WC		PBC4253		19,05		two bolt mounting - 21mm centres
1.3 S, 1.6, 1.6 D		1984 - 1985	R	WC		PBC4962		17,46		
1.3 S, 1.6 Saloon, Hatchback		1985 - 1991	R	WC		PBC4245		17,46		
1.5 TD		1981 - 1991	R	WC		PBC4245		17,46		
1.6 D Saloon, Hatchback		1985 - 1989	R	WC		PBC4245		17,46		
1.7 D		1989 - 1991	R	WC		PBC4245		17,46		
1.8 Saloon, Hatchback		1984 - 1991	R	WC		PBC4245		17,46		
2.0 Saloon, Hatchback		1986 - 1991	R	WC		PBC4248		19,05		two bolt mounting - 24mm centres



# OPEL

				PATRON REF.			∅ mm	BRAKE SYSTEM	

Kadett E Van									
1.2, 1.3, 1.6, 1.6 D, 1.8	1984 – 1991	R	WC		PBC4253		19,05		two bolt mounting - 21mm centres

Omega B									
2.0 X20SE, 2.0 16V	03.94 – 09.99		CMC		PBC2215		19,05		
2.2 16V 106kW	09.99 –		CMC		PBC2215		19,05		
2.5 V6 125kW	03.94 – 09.00		CMC		PBC2215		19,05		
2.6 V6 132kW	09.00 –		CMC		PBC2215		19,05		
3.0 V6 155kW	04.94 – 02.01		CMC		PBC2215		19,05		
3.2 V6 160kW	02.01 –		CMC		PBC2215		19,05		
2.0 DTI 16V 74kW	09.97 – 08.00		CMC		PBC2215		19,05		
2.2 DTI 16V 88kW	09.00 –		CMC		PBC2215		19,05		
2.5 TD 96kW	04.94 –		CMC		PBC2215		19,05		

Omega B Van									
21_, 22_, 23_ 2.0 85kW, 2.0 16V 100kW, 2.0 DTI 16V 74kW, 2.5 V6 125kW, 2.5 TD 96kW, 3.0 V6 155kW Caravan	03.94 – 02.01		CMC		PBC2215		19,05		
21_, 22_, 23_ 3.2 V6 160kW Caravan	02.01 –		CMC		PBC2215		19,05		
21_, 22_, 23_ 2.2 DTI, 2.6 V6 16V 88kW Caravan	09.00 –		CMC		PBC2215		19,05		
21_, 22_, 23_ 2.2 16V 106kW Caravan	09.99 –		CMC		PBC2215		19,05		

Signum									
1.8, 2.8 V6 Turbo	LHD	09.05 –		CMC		PBC2162		15,87	
1.9 CDTI	LHD	04.04 –		CMC		PBC2162		15,87	
2.0 DTI, 2.0 Turbo, 2.2 Direct, 2.2 DTI, 3.0 V6 CDTI, 3.2 V6	LHD	05.03 –		CMC		PBC2162		15,87	

Tigra									
1.4 i, 1.6 i	-ABS	10.94 –		BMC		PBC1854		20,64	DELCO -reservoir ID Code EB
1.4 i, 1.6 i		10.94 –	R	WC		PBC4248		19,05	two bolt mounting - 24mm centres
1.4 i, 1.6 i		10.94 –	R	WC		PBC4556		19,05	single bolt mounting aluminium
1.4		07.04 –	R	WC		PBC4248		19,05	

Vectra A									
1.4, 1.6, 1.7 D/TD, 1.8		1988 – 1992		BMC		PBC1832		20,64	DELCO -reservoir ID Code EA
1.4, 1.6, 1.7 D, 1.8, 2.0	+ABS	1988 – 1995		BMC		PBC1881		22,22	DELCO ID Code EJ
1.4, 1.6, 1.7 D, 1.8	+ABS	1988 – 1995		BMC		PBC1880		22,22	ATE
1.4, 1.6, 1.7 D/TD, 1.8	-ABS	09.82 – 1995		BMC		PBC1854		20,64	DELCO -reservoir ID Code EB
2.0		1988 – 1992		BMC		PBC1851		22,22	DELCO -reservoir ID Code CT
2.0	+ABS	1988 – 1995		BMC		PBC1879		22,22	ATE
1.4, 1.6, 1.7 D/TD, 1.8		1988 – 1995	R	WC		PBC4248		19,05	two bolt mounting - 24mm centres
1.4, 1.6, 1.7 D/TD, 1.8		1988 – 1995	R	WC		PBC4556		19,05	single bolt mounting aluminium
1.6 i 55kW (→Ch. W1285446/W5276825/W7154258)		09.95 – 11.95		CMC		PBC2219		15,87	

# OPEL

				PATRON REF.			∅ mm	BRAKE SYSTEM	

Vectra B										
1.6		09.95-	R	WC		PBC4248		19,05		two bolt mounting - 24mm centres
2.0 DI-16V		11.96-	R	WC		PBC4248		19,05		two bolt mounting - 24mm centres
1.6 i (→Ch. W7999999/W1999999/W5999999)		10.95-	R	WC		PBC4556		19,05		single bolt mounting aluminium
2.0 DI-16V (→Ch. W7999999/W1999999/W5999999)		11.96-	R	WC		PBC4556		19,05		single bolt mounting aluminium
1.6 i, 1.6 i 16V, 1.8 i 16V, 2.0 i/DI/DTI 16V, 2.5 i V6/GSI Saloon, S.Wagon (Ch. W1238519/W5276826/W7154259→)		10.95-09.00		CMC		PBC2217		15,87		
1.6 i, 1.6 i 16V, 1.8 i 16V, 2.0 i/DI/DTI 16V, 2.5 i V6 (→Ch. W1238518/W5276825/W7154258)		10.95-09.00		CMC		PBC2219		15,87		
1.7 TD		10.95-11.96		CMC		PBC2219		15,87		
2.6 i V6 (→Ch. W1285446/W5276825/W7154258/XL470220)		12.00-		CMC		PBC2219		15,87		
2.5 i 500		05.98-01.99		CMC		PBC2219		15,87		

Vectra B Van										
1.6 i, 1.6 i 16V, 1.8 i 16V, 2.0 i/DI/DTI 16V, 2.5 i V6 Caravan (→Ch. W1238518/W5276825/W7154258)		11.96-09.00		CMC		PBC2219		15,87		
1.6 i, 1.6 i 16V, 1.8 i 16V, 2.0 i/DI/DTI 16V, 2.5 i V6 Caravan (Ch. W1238519/W5276826/W7154259→)		11.96-09.00		CMC		PBC2217		15,87		
2.6 i V6 Caravan (→Ch. W1285446/W5276825/W7154258/XL470220)		12.00-		CMC		PBC2219		15,87		
2.5 i 500 Caravan		05.98-		CMC		PBC2219		15,87		









Vectra C										
1.6 Saloon	LHD	01.06-		CMC		PBC2162		15,87		
1.6 GTS	LHD	08.05-		CMC		PBC2162		15,87		
1.8 GTS	LHD	01.06-		CMC		PBC2162		15,87		
1.8 16V, 2.0 DTI 16V, 2.2 16V, 2.2 DTI 16V, 3.2 V6 GTS	LHD	08.02-		CMC		PBC2162		15,87		
1.6 16V, 1.9 CDTI Saloon, S.Wagon	LHD	04.04-		CMC		PBC2162		15,87		
1.8, 1.8 16V, 2.0 DTI 16V, 2.2 16V, 2.2 DTI 16V, 3.2 V6 Saloon	LHD	04.02-		CMC		PBC2162		15,87		
1.8, 2.0 DTI, 2.0 Turbo, 2.2 Direct, 2.2 DTI, 3.0 V6 CDTI, 3.2 V6 S.Wagon	LHD	10.03-		CMC		PBC2162		15,87		
1.9 CDTI GTS	LHD	04.04-		CMC		PBC2162		15,87		
2.0 16V Turbo, 2.2 Direct, 3.0 CDTI Saloon, GTS	LHD	03.03-		CMC		PBC2162		15,87		
2.8 V6 Turbo Saloon, GTS, SW	LHD	08.05-		CMC		PBC2162		15,87		

Zafira A										
1.6 16V, 1.8 16V		04.99-		BMC		PBC1941		23,81		
1.6 16V/CNG, 1.8 16V, 2.0 DTI/OPC, 2.2 16V/DTI		04.99-2005		CMC		PBC2124		15,87		
1.9 CDTi	LHD	07.05-		CMC		PBC2124		15,87		









Zafira A Van										
1.6, 1.8, 2.0 DTi, 2.2 DTi	-ESP	09.02-		BMC		PBC1941		23,81		
1.8, 2.0 Di	-ESP	08.03-		BMC		PBC1941		23,81		

Zafira B										
1.6, 1.6 CNG, 1.8, 1.9 CDTI, 2.0, 2.2	LHD	07.05-		CMC		PBC2124		15,87		
1.6, 1.6 CNG Turbo, 1.7 CDTI	LHD	2008-		CMC		PBC2124		15,87		

# OPEL

				PATRON REF.			∅ mm	BRAKE SYSTEM		
										
<b>Zafira B Van</b>										
1.6 CNG Turbo	LHD	01.11 -		CMC		PBC2124		15,87		
1.7 CDTI	LHD	03.08 -		CMC		PBC2124		15,87		
1.8	LHD	07.05 -		CMC		PBC2124		15,87		

# PEUGEOT

				PATRON REF.						∅ mm	BRAKE SYSTEM	

## 106 (1991–02.96)

1.0, 1.0 i, 1.1 i, 1.4 i Xsi	+ABS	1991 – 1996		BMC		PBC1228		20,64	BDX	
1.6 i Xsi	-ABS	1994 – 1996		BMC		PBC1228		20,64	BDX	
1.0, 1.0 i, 1.1 XA		06.92–02.96	R	WC	PBC4678		PBC4679	19,05	BDX	CRCI
1.0 XN/XR		1991 – 1996	R	WC	PBC4676		PBC4677	19,05	BDX	CRCI
1.0 i KID/XN/XR/ZENITH	-ABS	06.93–02.96	R	WC	PBC4676		PBC4677	19,05	BDX	CRCI
1.1 XN/XR/XT		06.93–02.96	R	WC	PBC4676		PBC4677	19,05	BDX	CRCI
1.1 i, 1.4, 1.4 i, 1.4 D, 1.5 D, 1.6 i	-ABS	06.92–02.96	R	WC	PBC4678		PBC4679	19,05	BDX	CRCI

## 106 (03.96–)

1.0 i, 1.1 i, 1.4 i, 1.5 D, 1.6 i	+ABS	05.96–11.98	R	WC		PBC4625		20,64	LUC	
1.0 i, 1.1 i, 1.4 i, 1.5 D, 1.6 i	+ABS	11.98–	R	WC		PBC4690		20,64	LUC	
1.0 i	-ABS	03.96–	R	WC	PBC4676		PBC4677	19,05	BDX	CRCI
1.4, 1.4 i, 1.5 D, 1.6 i	-ABS	03.96–	R	WC	PBC4678		PBC4679	19,05	BDX	CRCI

## 205

1.0, 1.1	+Servo	1983 – 1991		BMC		PBC1803		20,64	ATE	
1.0, 1.1	+Servo	1983 – 1991		BMC		PBC1228		20,64	BDX	
1.1 i		1983 –		BMC		PBC1228		20,64	BDX	4 ports
1.1 i		1983 –		BMC		PBC1803		20,64	ATE	4 ports
1.4		1983 – 1994		BMC		PBC1803		20,64	ATE/BDX	4 ports
1.4 i Cabrio		1983 – 1994		BMC		PBC1803		20,64	ATE	4 ports
1.4 i Cabrio		1983 – 1994		BMC		PBC1228		20,64	BDX	4 ports

## 206

1.1 i, 1.4 i, 1.6 i, 1.9 D2A/C	-ABS	09.98–		BMC		PBC1947		20,64	ATE	
1.4 HDI 2A/C	-ABS	09.01–		BMC		PBC1947		20,64	ATE	
2.0 HDI 90 2A/C	-ABS	12.99–		BMC		PBC1947		20,64	ATE	
1.1, 1.4, 1.6	-ABS	09.98–	R	WC	PBC4582		PBC4583	20,64	BDX	CRCI
1.1 i, 1.4 i, 1.6 i, 1.9 D, 2.0 HDI	+ABS	09.98–	R	WC		PBC4690		20,64	LUC	

## 206 CC

1.6 16V	+ABS	09.00–	R	WC		PBC4690		20,64	TRW	
---------	------	--------	---	----	--	---------	--	-------	-----	--

## 206+

1.1, 1.4 HDi Eco 70, 1.4 i	-ABS	01.09–		BMC		PBC1947		20,64	ATE	
1.1, 1.4 HDi Eco 70, 1.4 i		01.09–	R	WC		PBC4690		20,64	TRW	
1.1, 1.4 HDi Eco 70, 1.4 i		03.09–	R	WC	PBC4582		PBC4583	20,64	BDX	

## 207

1.4, 1.4 HDI		02.06–	R	WC	PBC4674		PBC4675	20,64	BDX	CRCI
--------------	--	--------	---	----	---------	--	---------	-------	-----	------








## 305

1.3, 1.5, 1.6, 1.8 D, 1.9, 1.9 D		1982 – 1989	R	WC		PBC4715		20,64	LUC	
----------------------------------	--	-------------	---	----	--	---------	--	-------	-----	--












## 306

1.4 SL 7B	-ABS	05.97–		BMC		PBC1947		20,64	ATE	
1.6 SR 7B	-ABS	06.94–10.00		BMC		PBC1947		20,64	ATE	
1.6 7B	-ABS	10.00–		BMC		PBC1947		20,64	ATE	
1.8 ST 7B	-ABS LHD	05.97–		BMC		PBC1947		20,64	ATE	
1.9 D 7B	-ABS LHD	03.98–		BMC		PBC1947		20,64	ATE	

# PEUGEOT

					PATRON REF.			∅ mm	BRAKE SYSTEM	
										
<b>306</b>										
1.9 D 7B	-ABS LHD	09.98-		BMC		PBC1947		20,64	ATE	
1.9 SLD 7B 47kW	-ABS LHD	05.97-		BMC		PBC1947		20,64	ATE	
1.9 SLD 7B 50kW	-ABS LHD	05.97-		BMC		PBC1947		20,64	ATE	
1.4 7A/C Monovolume	-ABS	05.97-		BMC		PBC1947		20,64	ATE	
1.6 7A/C 65kW Monovolume	-ABS	05.97-10.00		BMC		PBC1947		20,64	ATE	
1.6 7A/C 72kW Monovolume	-ABS	10.00-		BMC		PBC1947		20,64	ATE	
1.8 7A/C Monovolume	-ABS LHD	05.97-		BMC		PBC1947		20,64	ATE	
1.9 D 7A/C 47kW Monovolume	-ABS LHD	05.97-		BMC		PBC1947		20,64	ATE	
1.9 D 7A/C 50kW Monovolume	-ABS LHD	05.97-		BMC		PBC1947		20,64	ATE	
1.9 D 7A/C 55kW Monovolume	-ABS LHD	03.98-		BMC		PBC1947		20,64	ATE	
1.9 D 7A/C 51kW Monovolume	-ABS LHD	09.98-		BMC		PBC1947		20,64	ATE	
1.1 i		1993-1997	R	WC	PBC4582		PBC4583	20,64	BDX	CRCI
1.1 i		1993-1997	R	WC	PBC4874		PBC4875	20,64	LUC	CRCI
1.4 Saloon	+ABS	09.95-1996	R	WC		PBC4625		20,64		
1.4 i	+ABS	1993-1997	R	WC		PBC4682		20,64	BDX	
1.4 i	-ABS	1993-1997	R	WC	PBC4582		PBC4583	20,64	BDX	CRCI
1.4 i	-ABS	1993-1997	R	WC	PBC4874		PBC4875	20,64	LUC	CRCI
1.4 i Saloon	+ABS	09.95-1996	R	WC		PBC4625		20,64	LUC	
1.4 i Saloon	(8211→)+ABS	1997-	R	WC		PBC4690		20,64	LUC	
1.4 i Saloon	(→8210)+ABS	1997-	R	WC		PBC4625		20,64	LUC	
1.4 i Saloon	-ABS	1997-	R	WC	PBC4582		PBC4583	20,64	BDX	CRCI
1.4 i Saloon	-ABS	1997-	R	WC	PBC4874		PBC4875	20,64	LUC	CRCI
1.4 i S.Wagon	+ABS	1997-	R	WC		PBC4689		22,22	BDX	
1.4 i S.Wagon	-ABS	1997-	R	WC		PBC4682		20,64	BDX	
1.6 Saloon	+ABS	09.95-1996	R	WC		PBC4625		20,64		
1.6 Cabrio	+ABS	1996-1997	R	WC		PBC4625		20,64		
1.6 i	+ABS	1993-1997	R	WC		PBC4682		20,64	BDX	
1.6 i	-ABS	1993-1997	R	WC	PBC4582		PBC4583	20,64	BDX	CRCI
1.6 i	-ABS	1993-1997	R	WC	PBC4874		PBC4875	20,64	LUC	CRCI
1.6 i Saloon	+ABS	09.95-1996	R	WC		PBC4625		20,64	LUC	
1.6 i Saloon	(→8210)+ABS	1997-	R	WC		PBC4625		20,64	LUC	
1.6 i Saloon	(8211→)+ABS	1997-	R	WC		PBC4690		20,64	LUC	
1.6 i Saloon	-ABS	1997-	R	WC	PBC4582		PBC4583	20,64	BDX	CRCI
1.6 i Saloon	-ABS	1997-	R	WC	PBC4874		PBC4875	20,64	LUC	CRCI
1.6 i Cabrio	+ABS	1997-	R	WC		PBC4625		20,64		
1.6 i S.Wagon	+ABS	1997-	R	WC		PBC4689		22,22	BDX	
1.6 i S.Wagon	-ABS	1997-	R	WC		PBC4682		20,64	BDX	
1.7 D	+ABS	1993-1997	R	WC		PBC4682		20,64	BDX	
1.7 D	-ABS	1993-1997	R	WC	PBC4582		PBC4583	20,64	BDX	CRCI
1.7 D	-ABS	1993-1997	R	WC	PBC4874		PBC4875	20,64	LUC	CRCI
1.7 D Saloon	(8211→)+ABS	1997-	R	WC		PBC4690		20,64	LUC	
1.7 D Saloon	-ABS	1997-	R	WC	PBC4582		PBC4583	20,64	BDX	CRCI
1.7 D Saloon	-ABS	1997-	R	WC	PBC4874		PBC4875	20,64	LUC	CRCI
1.7 D S.Wagon	+ABS	1997-	R	WC		PBC4689		22,22	BDX	
1.7 D S.Wagon	-ABS	1997-	R	WC		PBC4682		20,64	BDX	
1.8 Saloon	+ABS	09.95-1996	R	WC		PBC4625		20,64		
1.8 Cabrio	+ABS	1997-	R	WC		PBC4625		20,64		
1.8 i	+ABS	1993-1997	R	WC		PBC4682		20,64	BDX	
1.8 i	-ABS	1993-1997	R	WC	PBC4582		PBC4583	20,64	BDX	CRCI
1.8 i	-ABS	1993-1997	R	WC	PBC4874		PBC4875	20,64	LUC	CRCI

# PEUGEOT

				PATRON REF.						∅ mm	BRAKE SYSTEM	
												

306											
1.8 i Saloon	+ABS	09.95 – 1996	R	WC		PBC4625			20,64	LUC	
1.8 i Saloon	(→ 8210) +ABS	1997 –	R	WC		PBC4625			20,64	LUC	
1.8 i Saloon	(8211→) +ABS	1997 –	R	WC		PBC4690			20,64	LUC	
1.8 i Saloon	-ABS	1997 –	R	WC	PBC4582		PBC4583		20,64	BDX	CRCI
1.8 i Saloon	-ABS	1997 –	R	WC	PBC4874		PBC4875		20,64	LUC	CRCI
1.8 i Cabrio	+ABS	09.95 – 1996	R	WC		PBC4625			20,64		
1.8 i S.Wagon	+ABS	1997 –	R	WC		PBC4689			22,22	BDX	
1.8 i S.Wagon	-ABS	1997 –	R	WC		PBC4682			20,64	BDX	
1.9 D	+ABS	1993 – 1997	R	WC		PBC4682			20,64	BDX	
1.9 D	-ABS	1993 – 1997	R	WC	PBC4582		PBC4583		20,64	BDX	CRCI
1.9 D	-ABS	1993 – 1997	R	WC	PBC4874		PBC4875		20,64	LUC	CRCI
1.9 D Saloon	+ABS	09.95 – 1996	R	WC		PBC4625			20,64	LUC	
1.9 D Saloon	(→ 8210) +ABS	1997 –	R	WC		PBC4625			20,64	LUC	
1.9 D Saloon	(8211→) +ABS	1997 –	R	WC		PBC4690			20,64	LUC	
1.9 D Saloon	-ABS	1997 –	R	WC	PBC4582		PBC4583		20,64	BDX	CRCI
1.9 D Saloon	-ABS	1997 –	R	WC	PBC4874		PBC4875		20,64	LUC	CRCI
1.9 D S.Wagon	+ABS	1997 –	R	WC		PBC4689			22,22	BDX	
1.9 D S.Wagon	-ABS	1997 –	R	WC		PBC4682			20,64	BDX	
1.9 TD	+ABS	1993 – 1997	R	WC		PBC4682			20,64	BDX	
1.9 TD	-ABS	1993 – 1997	R	WC	PBC4582		PBC4583		20,64	BDX	CRCI
1.9 TD	-ABS	1993 – 1997	R	WC	PBC4874		PBC4875		20,64	LUC	CRCI
1.9 TD Saloon	+ABS	09.95 – 1996	R	WC		PBC4625			20,64		
1.9 TD Saloon	(→ 8210)	1997 –	R	WC		PBC4625			20,64	LUC	
1.9 TD Saloon	(8211→)	1997 –	R	WC		PBC4690			20,64	LUC	
1.9 TD S.Wagon		1997 –	R	WC		PBC4689			22,22	BDX	
2.0 i	+ABS	1993 – 1997	R	WC		PBC4682			20,64	BDX	
2.0 i	-ABS	1993 – 1997	R	WC	PBC4582		PBC4583		20,64	BDX	CRCI
2.0 i	-ABS	1993 – 1997	R	WC	PBC4874		PBC4875		20,64	LUC	CRCI

309											
1.9 i, 1.9 D	-ABS	06.85 – 1993		BMC		PBC1228			20,64	ATE/BDX	
1.1, 1.3, 1.4, 1.4 i, 1.6, 1.8 D	-ABS	07.89 – 1993	R	WC	PBC4672		PBC4673		20,64	LUC	CRCI










405											
1.4 i, 1.6, 1.6 i, 1.8 i, 1.8 TD, 1.9, 1.9 i/D/TD	+ABS	1992 – 1993	R	WC		PBC4715			20,64	BDX/LUC	
1.4 i, 1.6, 1.6 i, 1.8 i, 1.8 TD, 1.9, 1.9 i/D/TD Saloon	-ABS	06.87 – 1993	R	WC	PBC4674		PBC4675		20,64	BDX	CRCI
1.4 i, 1.6, 1.6 i, 1.8 i, 1.8 TD, 1.9, 1.9 i/D/TD Saloon	-ABS	06.87 – 1993	R	WC		PBC4715			20,64	LUC	

406											
1.6, 1.8, 1.9 TD, 2.0, 2.1 TD, 3.0 V6	-ABS	1995 –		BMC		PBC1902			23,81		aluminium
1.6, 1.8, 1.9 TD	+ABS	10.95–	R	WC	PBC4686		PBC4687		20,64	BDX	

505											
1.8, 2.0, 2.0 i, 2.2 i, 2.3 D, 2.5 D, 2.8 V6 S.Wagon		1981 – 1992	R	WC		PBC4669			22,22	LUC	

806											
2.0 i	-ABS	06.94–	R	WC		PBC4482			19,05	BDX	

# PEUGEOT

				PATRON REF.			 mm	BRAKE SYSTEM	
									

## Boxer

1.9 D, 1.9 TD, 2.0 i, 2.5 D, 2.5 TD 1000kg, 1400kg -ABS LHD	12.94-		BMC		PBC6783		23,81		
2.0 i, 2.5 D, 2.5 TD 1800kg -ABS LHD	1994-		BMC		PBC6782		25,40		
1.9 D/TD, 2.0 i, 2.5 D, 2.5 TD 1000kg	1994-	R	WC		PBC4485		25,40	LUC	
1.9 D/TD, 2.0 i, 2.5 D, 2.5 TD 1400kg	1994-	R	WC		PBC4486		26,99	LUC	

## Boxer (2001-)

2.0, 2.0 HDI, 2.2 HDI, 2.8 HDI 1000kg, 1400kg, 1800kg -ABS	11.01-		BMC		PBC1367		25,40		
2.0, 2.0 HDI, 2.2 HDI, 2.8 HDI 1000kg, 1400kg, 1800kg +ABS	11.01-		BMC		PBC1368		25,40		

## Expert

1.6 i, 1.9 D, 1.9 TD 224	02.96-	R	WC		PBC4482		19,05	BDX	
--------------------------	--------	---	----	--	---------	--	-------	-----	--

## J5

1.8, 1.9, 1.9 D, 1.9 TD, 2.0, 2.5 D, 2.5 TD 800/1000/1400kg	02.83-1990	R	WC		PBC4462		25,40		
1.8, 1.9, 1.9 D, 1.9 TD, 2.0, 2.5 D, 2.5 TD 1800kg	02.83-1990	R	WC		PBC4469		26,99		
800kg	02.89-1994	R	WC		PBC4683		22,22	LUC	

## Partner

1.1 i, 1.4, 1.4 i, 1.8 i, 1.8 D, 1.9 D -ABS	06.96-		BMC		PBC1902		23,81		
1.1 i, 1.4 i, 1.8, 1.9 D	06.96-	R	WC		PBC4876		22,22		
1.6, 1.9, 2 MPV	10.99-10.02	R	WC		PBC4876		22,22		
1.4, 1.6 HDI, 1.9, 2.0 HDI -ESP	11.02-10.06	R	WC		PBC4876		22,22	LUCAS	
1.4, 1.6 HDI -ESP	11.06-	R	WC		PBC4876		22,22	LUCAS	










## Partner Tepee

1.6, 1.6 HDi	04.08-	R	WC		PBC4876		22,22	TRW	
--------------	--------	---	----	--	---------	--	-------	-----	--

## Ranch

1.4, 1.8, 1.8 D, 1.9 D -ABS	1996-		BMC		PBC1902		23,81		
1.4, 1.8, 1.9, 2.0 475kg, 800kg	05.96-10.02	R	WC		PBC4876		22,22		
1.4, 1.6 HDI, 1.9, 2.0 HDI -ESP	11.02-10.06	R	WC		PBC4876		22,22	LUCAS	
1.4, 1.6 HDI -ESP	11.06-	R	WC		PBC4876		22,22	LUCAS	

# PORSCHE

				PATRON REF.			 mm	BRAKE SYSTEM	
									

911									
3.4 Carrera	1997 -		BMC		PBC1889		23,81	LUC	









Boxster (986)									
2.5, 2.7, 3.2	1996 -		BMC		PBC1889		23,81	LUC	
2.5, 2.7, 3.2	1996 -		CSC		PBC8103		22,22		

Boxster (987)									
2.7, S 3.2	11.04 -		CSC		PBC3120		22,20	SACHS	
2.7, S 3.4	07.06 -		CSC		PBC3120		22,20	SACHS	

Cayman									
2.7	06.06 -		CSC		PBC3120		22,20		
3.4	09.05 -		CSC		PBC3120		22,20		



# RENAULT

				PATRON REF.			∅ mm	BRAKE SYSTEM	
									

Clio (1990–1996)									
1.2 i, 1.4i, 1.7i, 1.8 i 8V/16V, 1.9 D, 2.0 16V -ABS LHD	1990 – 1996		BMC		PBC1228		20,64	ATE/BDX	
1.1, 1.2 i, 1.4 i, 1.7 i, 1.8 i, 1.9 D	1990 – 02.91	R	WC	PBC4577		PBC4576	20,64	BDX	CRCI
1.1, 1.2 i, 1.4 i, 1.7 i, 1.8 i, 1.9 D	03.91 – 1996	R	WC	PBC4576		PBC4577	20,64	BDX	CRCI

Clio (1996–1998)									
1.2 i, 1.4 i, 1.9 D	-ABS	1996 – 1998		BMC		PBC1228		20,64	ATE/BDX
1.2 i Societe, 1.4, 1.9 D Societe		1996 – 1998		BMC		PBC1228		20,64	ATE/BDX
1.8 i/RSI	-ABS LHD	1996 – 1998		BMC		PBC1228		20,64	ATE/BDX
Electrique		03.96 – 08.98	R	WC		PBC4669		22,22	
1.2 i Societe, 1.4		1996 – 1998	R	WC	PBC4576		PBC4577	20,64	BDX
1.4 i, 1.8 i, 1.9 D, 1.9 D Societe	-ABS	1996 – 1998	R	WC	PBC4576		PBC4577	20,64	BDX

Clio II (1998–)									
1.2, 1.4, 1.4 16V, 1.5 dCi, 1.6, 1.6 16V, 1.9 D/dTi, 2.0 Sport	+ABS	09.98 – 06.04	R	WC		PBC4696		17,46	LUCAS

Clio II Van (1998–)									
1.1, 1.2, 1.5 dCi, 1.6, 1.9 D	+ABS	09.98 –	R	WC		PBC4696		17,46	LUCAS

Espace I									
2.0 J112	(22234 →) LHD	1985 – 1991		BMC		PBC1803		20,64	ATE/BDX
2.0 S112	(349 →) LHD	1985 – 1991		BMC		PBC1228		20,64	
2.0 i J116	LHD	1988 – 1991		BMC		PBC1803		20,64	
2.1 TD J114		06.89 – 1991		BMC		PBC1228		20,64	
2.1 TD J115	(12278 →)	1984 – 1991		BMC		PBC1228		20,64	
2.2 i J117		1986 – 1991		BMC		PBC1228		20,64	
2.0 J112/J116		1985 – 1991	R	WC		PBC4508		22,22	BDX

Espace II									
2.0 i J636/S/J637		1991 –	R	WC		PBC4508		22,22	BDX
2.0 i J636/S/J637		1991 –	R	WC		PBC4669		22,22	LUC









Espace III									
1.9 DTI		02.99 – 08.01	R	WC		PBC4669		22,22	LUC
2.2 TD		10.96 –	R	WC		PBC4669		22,22	LUC

Express									
1.6 D F404, 1.9 D F40		1991 –		BMC		PBC1228		20,64	BDX
1.4 F402/7, 1.6 D F404		1988 –	R	WC		PBC4669		22,22	LUC
1.9 D F40		1992 –	R	WC		PBC4669		22,22	LUC

Extra									
1.6 D F404, 1.9 D F40		1991 –		BMC		PBC1228		20,64	BDX
1.4 F402/7, 1.6 D F404		1988 –	R	WC		PBC4669		22,22	LUC
1.9 D F40		1992 –	R	WC		PBC4669		22,22	LUC

Fuego									
1.4 R1360		1980 – 1986		BMC		PBC1803		20,64	ATE/BDX
1.6 R1362	(OP59381 →)	1983 – 1986	R	WC	PBC4508		PBC4540	22,22	
2.0 R1363		1980 – 1984	R	WC		PBC4508		22,22	
2.1 TD R1366		1980 – 1984	R	WC		PBC4508		22,22	

# RENAULT

				PATRON REF.			∅ mm	BRAKE SYSTEM	
									

Kangoo									
1.2, 1.4, 1.9 D	03.98-	R	WC		PBC4027		22,22		normal suspension
1.9 dTi	02.00-	R	WC		PBC4027		22,22		normal suspension

Kangoo Express									
1.2, 1.4, 1.9 D	03.98-	R	WC		PBC4027		22,22		normal suspension
1.9 dTi	02.00-	R	WC		PBC4027		22,22		normal suspension

Laguna I									
1.8, 2.0, 2.2 D Saloon	-ABS 12.93-	R	WC		PBC4681		19,05	LUC	
1.8, 2.0, 2.2 D S.Wagon	07.95-	R	WC		PBC4625		20,64	LUC	

Logan									
1.4, 1.6 Saloon	09.04-	R	WC		PBC4696		17,46	TRW	
1.5 dCi Saloon	04.07-	R	WC		PBC4696		17,46	TRW	
1.4, 1.5 dCi, 1.6 S.Wagon	04.07-	R	WC		PBC4696		17,46	TRW	

Master									
FB30, FC30, 2.0	1981-	R	WC		PBC4462		25,40	LUC	
2.0, 2.5 D, 2.5 TD 14/18 Q T30-T35	10.94-	R	WC		PBC4462		25,40	LUC	
2.4 D	1981 - 1989	R	WC		PBC4462		25,40	LUC	
2.5 D, 2.5 TD	1989-	R	WC		PBC4462		25,40	LUC	

Megane									
1.4	-ABS 1996-		BMC		PBC1228		20,64	BDX	
1.4 i	-ABS 1996-		BMC		PBC1803		20,64	ATE	
1.6	-ABS 1996-		BMC		PBC1228		20,64	BDX	
1.6 i	-ABS 1996-		BMC		PBC1803		20,64	ATE	
1.9 TD	-ABS RHD 1996-		BMC		PBC1228		20,64	BDX	
1.9 TD	-ABS 1996-		BMC		PBC1803		20,64	ATE	
2.0	-ABS 1996-		BMC		PBC1228		20,64	BDX	
2.0	-ABS 1996-		BMC		PBC1803		20,64	ATE	
1.4, 1.6, 1.9 D, 2.0 i 8V	1996-	R	WC		PBC4595		17,46	BDX	
1.4, 1.6, 1.9 D	1996-	R	WC		PBC4625		20,64	LUC	









Megane Classic									
1.4, 1.6, 1.9	03.99-07.03	R	WC		PBC4595		17,46	BDX	

Megane Coupe									
1.4, 1.9 DCI	03.99-07.03	R	WC		PBC4595		17,46	BDX	

Megane Grandtour									
1.4 16V, 1.6 16V, 1.9 d/dTi	03.99-07.03	R	WC		PBC4625		20,64	LUC	
1.9 DTI	10.00-07.04	R	WC		PBC4595		17,46	BDX	

Megane Scenic									
1.6	07.99-04.01	R	WC		PBC4625		20,64	LUC	
1.9 DTi	05.97-04.01	R	WC		PBC4625		20,64	LUC	
2.0 i 8V	1996-	R	WC		PBC4625		20,64	LUC	

# RENAULT

				PATRON REF.			Ø mm	BRAKE SYSTEM	
									

## Megane Van

1.4	04.01-07.03	R	WC		PBC4625		20,64	LUC	
1.9 DTI	04.01-07.03	R	WC		PBC4595		17,46	BDX	

## Nevada

1.7	1985 - 1992	R	WC	PBC4547		PBC4548	22,22	LUC	
1.9 D	1989 - 1993	R	WC	PBC4547		PBC4548	22,22	LUC	
2.0 i	1986 - 1995	R	WC	PBC4547		PBC4548	22,22	LUC	
2.1 D	1986 - 1989	R	WC	PBC4547		PBC4548	22,22	LUC	
2.1 TD	1986 - 1995	R	WC	PBC4547		PBC4548	22,22	LUC	









## R19

1.4	-ABS	1991 - 1996		BMC		PBC1228		20,64	BDX	
1.4	-ABS	1991 - 1996		BMC		PBC1803		20,64	ATE	
1.4 i	-ABS	1991 - 1996		BMC		PBC1228		20,64	BDX	
1.4 i	-ABS	1991 - 1996		BMC		PBC1803		20,64	ATE	
1.7	-ABS	1991 - 1996		BMC		PBC1228		20,64	BDX	
1.7	-ABS	1991 - 1996		BMC		PBC1803		20,64	ATE	
1.8 i	-ABS	1991 - 1996		BMC		PBC1803		20,64	ATE	
1.9 D	-ABS	1991 - 1996		BMC		PBC1803		20,64	ATE	
1.9 D	-ABS	1991 - 1996		BMC		PBC1228		20,64	BDX	
1.9 TD	-ABS	1991 - 1996		BMC		PBC1803		20,64	ATE	
1.9 TD	-ABS	1991 - 1996		BMC		PBC1228		20,64	BDX	
1.4		1989 - 1991	R	WC	PBC4580		PBC4581	20,64	BDX	CRCI
1.4		04.91 - 1996	R	WC	PBC4582		PBC4583	20,64	BDX	CRCI
1.4		04.91 - 1996	R	WC	PBC4584		PBC4585	20,64	LUC	CRCI
1.4 i		1989 - 1991	R	WC	PBC4580		PBC4581	20,64	BDX	CRCI
1.4 i		04.91 - 1996	R	WC	PBC4582		PBC4583	20,64	BDX	CRCI
1.4 i		04.91 - 1996	R	WC	PBC4584		PBC4585	20,64	LUC	CRCI
1.7		1989 - 1991	R	WC	PBC4580		PBC4581	20,64	BDX	CRCI
1.7		04.91 - 1992	R	WC	PBC4582		PBC4583	20,64	BDX	CRCI
1.7		04.91 - 1992	R	WC	PBC4584		PBC4585	20,64	LUC	CRCI
1.7 i RN/RT B53F/L53F		05.92-	R	WC	PBC4592		PBC4593	19,05	BDX	
1.7 i RTi C53F		05.92-	R	WC	PBC4592		PBC4593	19,05	BDX	
1.8 i		1991 - 1996	R	WC	PBC4582		PBC4583	20,64	BDX	CRCI
1.8 i		1991 - 1996	R	WC	PBC4584		PBC4585	20,64	LUC	CRCI
1.8 i RN/RTi C538/L538		05.92-	R	WC	PBC4592		PBC4593	19,05	BDX	
1.8 i RN/RTi/BACCARA B538		05.92-	R	WC	PBC4592		PBC4593	19,05	BDX	
1.9 D		1989 - 1991	R	WC	PBC4580		PBC4581	20,64	BDX	CRCI
1.9 D		04.91 - 1992	R	WC	PBC4582		PBC4583	20,64	BDX	CRCI
1.9 D		04.91 - 1992	R	WC	PBC4584		PBC4585	20,64	LUC	CRCI
1.9 D RL/RT C53T		05.92-	R	WC	PBC4592		PBC4593	19,05	BDX	
1.9 D RN C53K		05.92-	R	WC	PBC4592		PBC4593	19,05	BDX	
1.9 TD RN/RT B53K/B53T/L53K/L53T		05.92-	R	WC	PBC4592		PBC4593	19,05	BDX	
1.9 TD		1989 - 1991	R	WC	PBC4580		PBC4581	20,64	BDX	CRCI
1.9 TD		04.91 - 1992	R	WC	PBC4582		PBC4583	20,64	BDX	CRCI
1.9 TD		04.91 - 1992	R	WC	PBC4584		PBC4585	20,64	LUC	CRCI

## R21

1.7		1985 - 1992	R	WC	PBC4547		PBC4548	22,22	LUC	
1.9 D		1989 - 1993	R	WC	PBC4547		PBC4548	22,22	LUC	

# RENAULT

				PATRON REF.			∅ mm	BRAKE SYSTEM	
									

R21									
2.0 i	1986 – 1995	R	WC	PBC4547		PBC4548	22,22	LUC	
2.1 D	1986 – 1989	R	WC	PBC4547		PBC4548	22,22	LUC	
2.1 TD	1986 – 1995	R	WC	PBC4547		PBC4548	22,22	LUC	

Rapid									
1.2 F 40/P	07.96–		BMC		PBC1803		20,64	BDX	
1.2 i Cat. F 40/P	1991 –		BMC		PBC1803		20,64		
1.4 F 40/P	LHD 1992 –		BMC		PBC1803		20,64	BDX	
1.4 D	1994 – 1998	R	WC		PBC4669		22,22		
1.9 D	1991 – 1998	R	WC		PBC4669		22,22		

Safrane									
2.1 TD	1992 –	R	WC		PBC4669		22,22		
2.0 i	1993 –	R	WC		PBC4669		22,22		
2.2 i	1994 –	R	WC		PBC4669		22,22		

Sandero Stepway									
1.4, 1.6	02.09–	R	WC		PBC4696		17,46	TRW	

Savanna									
1.7, 1.9 D, 2.0 i, 2.1 D/TD	1985 – 1995	R	WC	PBC4547		PBC4548	22,22	LUC	










Symbol									
1.2 16V	-ABS 04.02–09.05		BMC		PBC1228		20,64	BDX	
1.4, 1.4 16V	-ABS 08.00–		BMC		PBC1228		20,64	BDX	
1.5 dCi	-ABS 06.01–		BMC		PBC1228		20,64	BDX	
1.2	+ABS 02.98–10.03	R	WC		PBC4696		17,46	TRW	
1.4, 1.4 16V	-ABS 08.00–	R	WC		PBC4696		17,46	TRW	
1.5 dCi	06.01–	R	WC		PBC4696		17,46	TRW	
1.6, 1.9 D	1998 –	R	WC		PBC4696		17,46	TRW	

Thalia									
1.2 16V, 1.5 dCi	04.02–	R	WC		PBC4696		17,46	LUCAS	

Traffic (1994–2001)									
2.1 D P1400D, 2.2 i, 2.4 D	10.94–	R	WC		PBC4594		25,40	LUC	

Twingo									
1.2 C 063/C064	-ABS 03.93–10.96	R	WC	PBC4590		PBC4591	20,64	BDX	CRCI
1.2 C066/C068	-ABS 05.96–06.98	R	WC	PBC4590		PBC4591	20,64	BDX	CRCI
1.2 C066/C068	+ABS 09.98–08.00	R	WC		PBC4696		17,46	LUCAS	
1.2 C067	-ABS 05.96–	R	WC	PBC4590		PBC4591	20,64	BDX	CRCI
1.2 C067	+ABS 09.98–08.00	R	WC		PBC4696		17,46	LUCAS	
1.2 16V	-ABS 01.01–	R	WC	PBC4590		PBC4591	20,64	BDX	CRCI
1.2 16V	+ABS 01.01–	R	WC		PBC4696		17,46	LUCAS	
1.2 16V	08.04–	R	WC		PBC4696		17,46	LUCAS	

# ROVER

				PATRON REF.			 mm	BRAKE SYSTEM	
									

25 Series										
1.1, 1.4, 1.6, 1.8, 2.0	10.00-05.04	R	WC	PBC4036		PBC4037	19,05	LUC		

45 Series										
1.4, 1.6, 1.8, 2.0	01.00-05.04	R	WC	PBC4036		PBC4037	19,05	LUC		

200 Series										
200, 214, 216/Auto, 220D/i D RF	-ABS	1996 - 1997	R	WC	PBC4036		PBC4037	19,05	LUC	
200 D/TD, 214/i 16V, 216/Auto, 218/VI RF	-ABS	1997 -	R	WC	PBC4036		PBC4037	19,05	LUC	
211	-ABS	01.98-06.99	R	WC	PBC4036		PBC4037	19,05	LUC	









400 Series										
414, 416, 420, 425 XW/RT	-ABS	1995 - 2000	R	WC	PBC4036		PBC4037	19,05	LUC	

CDV										
1.4, 2.0		03.03-04.05	R	WC	PBC4036		PBC4037	19,05		

Maestro										
1.3, 1.6, 2.0 D, 2.0 TD Van		1983 - 1995	R	WC		PBC4977		20,64		

Streetwise										
1.4, 2.0		06.03-05.05	R	WC	PBC4036		PBC4037	19,05		

# SAAB










				PATRON REF.			$\varnothing$ mm	BRAKE SYSTEM	
									

9-3									
1.8 i, 1.9 TiD Saloon		01.04-		CMC		PBC2162		15,87	
1.8 t, 2.0 t, 2.0 T, 2.2 TiD Saloon		09.02-		CMC		PBC2162		15,87	
1.8 t, 2.0 t, 2.0 T Cabrio		08.03-		CMC		PBC2162		15,87	
1.8 i, 1.9 TiD, 2.0 t, 2.0 T S.Wagon		03.05-		CMC		PBC2162		15,87	
1.9 TiD, 2.8 Turbo Cabrio		02.06-		CMC		PBC2162		15,87	
2.8 Turbo V6 Saloon & S.Wagon		03.05-		CMC		PBC2162		15,87	

9-3X									
1.9 TTiD, 2.0 T BioPower XWD, 2.0 T XWD	LHD	03.10-		CMC		PBC2162		15,87	

9-5									
2.0 T, 2. 3T, 3.0 V6T Saloon, S.Wagon (→Ch. X3039386)		09.97-		CMC		PBC2219		15,87	

# SEAT

				PATRON REF.			 mm	BRAKE SYSTEM	
									

Alhambra									
1.8 20V	+ABS	05.98-03.10		BMC		PBC1265		23,81	
1.9 TDI	+ABS	04.96-03.10		BMC		PBC1265		23,81	
2.0 i	+ABS	04.96-03.10		BMC		PBC1265		23,81	
1.8 T 20V		05.98-03.10		CMC		PBC2148		19,05	ATE
1.9 TDI		04.96-03.10		CMC		PBC2148		19,05	ATE
1.9 TDI		11.02-11.08		CMC		PBC2148		19,05	ATE
1.9 TDI 4motion		02.01-03.10		CMC		PBC2148		19,05	ATE
2.0 i		04.96-03.10		CMC		PBC2148		19,05	ATE
2.8 V6		06.00-03.10		CMC		PBC2148		19,05	ATE
2.8 V6 4motion		02.01-03.10		CMC		PBC2148		19,05	ATE
2.0 TDiPF		08.05-		CMC		PBC2148		19,05	ATE









Alhambra Van									
1.9 Tdi		01.01-		CMC		PBC2148		19,05	ATE
2.0 Stella		06.02-		CMC		PBC2148		19,05	ATE

Altea									
1.6, 1.9 TDI, 2.0 FSI/TDI		2004 - 2010		BMC		PBC1325		22,20	ATE

Arosa									
1.0 i		1997 -		BMC		PBC1865		20,64	BDX
1.4 i		1997 -		BMC		PBC1865		20,64	BDX
1.7 i SDi		1997 -		BMC		PBC1865		20,64	BDX
1.0, 1.4/16V/TDI, 1.7 SDI	+ABS	05.97-06.04	R	WC		PBC4326		17,46	aluminium
All models	+ABS	05.97-06.04	R	WC		PBC4912		17,46	cast iron
1.0 i		1997 -	R	WC		PBC4371		15,87	aluminium
1.0 (6H)		05.97-	R	WC		PBC4999		15,87	
1.4 i		1997 -	R	WC		PBC4371		15,87	aluminium
1.4 (6H)		05.97-04.98	R	WC		PBC4999		15,87	
1.7 i SDi		1997 -	R	WC		PBC4371		15,87	aluminium
1.7 SDi (6H)		08.97-11.97	R	WC		PBC4999		15,87	
1.7 SDi (6H)	(→Ch. X-090000)	04.98-12.99	R	WC		PBC4999		15,87	

Cordoba (-1999)									
1.4 i		11.93-		BMC		PBC1865		20,64	
1.6 i		11.93-		BMC		PBC1865		20,64	
1.8 i		11.93-		BMC		PBC1865		20,64	
1.8 i 16V		02.94-		BMC		PBC1834		22,22	
1.9 D		11.93-		BMC		PBC1865		20,64	
1.9 TD		11.93-		BMC		PBC1865		20,64	
2.0 i		11.93-		BMC		PBC1834		22,22	
1.4		11.93-	R	WC		PBC4912		17,46	ATE cast iron
1.4		11.93-	R	WC		PBC4326		17,46	ATE aluminium
1.6		11.93-	R	WC		PBC4912		17,46	ATE cast iron
1.6		11.93-	R	WC		PBC4326		17,46	ATE aluminium
1.8		11.93-	R	WC		PBC4912		17,46	ATE cast iron
1.8		11.93-	R	WC		PBC4326		17,46	ATE aluminium
1.9 D		11.93-	R	WC		PBC4912		17,46	ATE cast iron
1.9 D		11.93-	R	WC		PBC4326		17,46	ATE aluminium
1.9 D		01.96-06.99	R	WC		PBC4372		19,05	aluminium

# SEAT

				PATRON REF.			∅ mm	BRAKE SYSTEM	
									

## Cordoba (-1999)

1.9 D	01.96-06.99	R	WC		PBC4290		19,05		cast iron
1.9 TD	11.93-	R	WC		PBC4912		17,46	ATE	cast iron
1.9 TD	11.93-	R	WC		PBC4326		17,46	ATE	aluminium
1.9 SDI	08.96-06.99		CMC		PBC2104		19,05		
1.9 TDI	08.96-06.99		CMC		PBC2104		19,05		
SW 1.9 SDI	09.96-06.99		CMC		PBC2104		19,05		
SW 1.9 TDI	08.96-06.99		CMC		PBC2104		19,05		

## Cordoba (1999-2002)

1.0, 1.4, 1.4 16V, 1.6, 1.9 TDI	-ABS LHD	06.99-10.02		BMC		PBC1834		22,22	
1.4, 1.8 T 20V Cupra, 1.9 TDI		06.99-	R	WC		PBC4372		19,05	aluminium
1.4, 1.8 T 20V Cupra, 1.9 TDI		06.99-	R	WC		PBC4290		19,05	cast iron
1.4, 1.6		06.99-10.02	R	WC		PBC4326		17,46	ATE aluminium
1.4, 1.6		06.99-10.02	R	WC		PBC4912		17,46	ATE cast iron
1.6, 1.9 SDI		06.99-10.02		CSC		PBC3216		23,81	

## Cordoba (2002-)

1.4 TDi PF		05.05-	R	WC		PBC4372		19,05	FTE aluminium
1.4 TDi PF		05.05-	R	WC		PBC4290		19,05	FTE
1.4 TDi PF		05.05-	R	WC		PBC4326		17,46	ATE aluminium
1.4 TDi PF		05.05-	R	WC		PBC4912		17,46	ATE

## Cordoba Vario (-1999)

1.4		08.96-	R	WC		PBC4372		19,05	aluminium
1.4		08.96-	R	WC		PBC4290		19,05	cast iron
1.6		08.96-	R	WC		PBC4372		19,05	aluminium
1.6		08.96-	R	WC		PBC4290		19,05	cast iron
1.9 D		08.96-	R	WC		PBC4372		19,05	aluminium
1.9 D		08.96-	R	WC		PBC4290		19,05	cast iron
1.9 TD		08.96-	R	WC		PBC4372		19,05	aluminium
1.9 TD		08.96-	R	WC		PBC4290		19,05	cast iron

## Cordoba Vario (1999-2002)

1.4, 1.4 16V, 1.6, 1.9 SDI	LHD	06.99-12.02		BMC		PBC1834		22,22	
1.4, 1.4 16V, 1.6, 1.9 SDI		06.99-08.02	R	WC		PBC4326		17,46	ATE aluminium
1.4, 1.4 16V, 1.6, 1.9 SDI		06.99-08.02	R	WC		PBC4912		17,46	ATE cast iron
1.6, 1.9 SDI		06.99-09.02		CSC		PBC3216		23,81	

## Exeo









1.6, 1.8 T, 2.0 TDI, 2.0 TFSI Saloon		03.09-		BMC		PBC1329		25,40	TRW
1.6, 1.8 T, 1.8 TSI, 2.0 TDI, 2.0 TFSI S.Wagon		06.09-		BMC		PBC1329		25,40	TRW
1.8 TSI Saloon		05.10-		BMC		PBC1329		25,40	TRW
1.8 TSI S.Wagon		05.10-		BMC		PBC1329		25,40	TRW

## Ibiza I (1983-1993)

0.9		1987-1993		BMC		PBC1803		20,64	ATE front/rear split / 4 ports
1.2		1986-1993		BMC		PBC1803		20,64	ATE front/rear split / 4 ports
1.2		1985-1986		BMC		PBC1228		20,64	BDX diagonal split / 3 ports
1.2 i		1986-1993		BMC		PBC1803		20,64	ATE front/rear split / 4 ports
1.2 i		1985-1986		BMC		PBC1228		20,64	BDX diagonal split / 3 ports



# SEAT









				PATRON REF.			∅ mm	BRAKE SYSTEM	
									

Ibiza I (1983–1993)									
1.5	1986 – 1993		BMC		PBC1803		20,64	ATE	front/rear split / 4 ports
1.5	1985 – 1986		BMC		PBC1228		20,64	BDX	diagonal split / 3 ports
1.5 i	1986 – 1993		BMC		PBC1803		20,64	ATE	front/rear split / 4 ports
1.5 i	1985 – 1986		BMC		PBC1228		20,64	BDX	diagonal split
1.7 i	1992 – 1993		BMC		PBC1803		20,64	ATE	front/rear split / 4 ports
1.7 D	1990 – 1993		BMC		PBC1803		20,64	ATE	front/rear split / 4 ports

Ibiza II (1993–1999)									
1.0 i	1995 –		BMC		PBC1865		20,64	ATE	
1.0 i	1995 –		BMC		PBC1835		20,64	BDX	
1.3 i	1993 – 1994		BMC		PBC1865		20,64	ATE	
1.3 i	1993 – 1994		BMC		PBC1835		20,64	BDX	
1.4 i	1993 –		BMC		PBC1865		20,64	ATE	
1.4 i	1993 –		BMC		PBC1835		20,64	BDX	
1.6 i	1993 –		BMC		PBC1865		20,64	ATE	
1.6 i	1993 –		BMC		PBC1835		20,64	BDX	
1.8 i 16V	1993 – 1996		BMC		PBC1834		22,22	ATE	
1.9 D	1993 –		BMC		PBC1865		20,64	ATE	
1.9 D	1993 –		BMC		PBC1835		20,64	BDX	
2.0 i	1993 –		BMC		PBC1834		22,22	ATE	
1.0 i	1995 –	R	WC		PBC4912		17,46	ATE	cast iron
1.0 i	1995 –	R	WC		PBC4326		17,46	ATE	aluminium
1.0	+ABS 1997 –	R	WC		PBC4372		19,05	ATE	aluminium
1.0	+ABS 1997 –	R	WC		PBC4290		19,05	ATE	cast iron
1.3 i	1993 – 1994	R	WC		PBC4912		17,46	ATE	cast iron
1.3 i	1993 – 1994	R	WC		PBC4326		17,46	ATE	aluminium
1.4 i	1993 –	R	WC		PBC4912		17,46	ATE	cast iron
1.4 i	1993 –	R	WC		PBC4326		17,46	ATE	aluminium
1.6 i	1993 –	R	WC		PBC4912		17,46	ATE	cast iron
1.6 i	1993 –	R	WC		PBC4326		17,46	ATE	aluminium
1.9 D	1993 –	R	WC		PBC4912		17,46	ATE	cast iron
1.9 D	1993 –	R	WC		PBC4326		17,46	ATE	aluminium
1.9 TD	+ABS 1997 –	R	WC		PBC4372		19,05	ATE	aluminium
1.9 TD	+ABS 1997 –	R	WC		PBC4290		19,05	ATE	cast iron
1.9 SDI	08.96–08.99		CMC		PBC2104		19,05		
1.9 TDI	08.96–08.99		CMC		PBC2104		19,05		

Ibiza III (1999–2002)									
1.0 (6K1)	LHD -ABS	08.99–01.02		BMC		PBC1834		22,22	
1.4 (6K1)	LHD -ABS	08.99–01.02		BMC		PBC1834		22,22	
1.4 16V (6K1)	LHD -ABS	08.99–01.02		BMC		PBC1834		22,22	
1.6 (6K1)	LHD -ABS	08.99–01.02		BMC		PBC1834		22,22	
1.8 T 20V Cupra (6K1)	LHD -ABS	07.00–01.02		BMC		PBC1834		22,22	
1.9 SDI (6K1)	LHD -ABS	08.99–01.02		BMC		PBC1834		22,22	
1.9 TDI (6K1)	LHD -ABS	08.99–01.02		BMC		PBC1834		22,22	
1.0, 1.4, 1.6, 1.8 T, 1.9 SDI/TDI		08.99–01.02	R	WC		PBC4912		17,46	ATE cast iron
1.0 (6K1)		08.99–01.02	R	WC		PBC4326		17,46	ATE aluminium
1.4 (6K1)		08.99–01.02	R	WC		PBC4326		17,46	ATE aluminium
1.4 16V (6K1)		08.99–01.02	R	WC		PBC4326		17,46	ATE aluminium
1.6 (6K1)		08.99–01.02	R	WC		PBC4326		17,46	ATE aluminium

# SEAT

				PATRON REF.			Ø mm	BRAKE SYSTEM	
									

## Ibiza III (1999–2002)

1.8 T 20V Cupra (6K1)		07.00–01.02	R	WC		PBC4326		17,46	ATE	aluminium
1.9 SDI (6K1)		08.99–01.02	R	WC		PBC4326		17,46	ATE	aluminium
1.9 TDI (6K1)		08.99–01.02	R	WC		PBC4326		17,46	ATE	aluminium
1.6 (6K1)		08.99–02.02		CSC		PBC3216		23,81		
1.9 SDI (6K1)		08.99–02.02		CSC		PBC3216		23,81		

## Ibiza IV (2002–2008)

1.2, 1.4/TDI, 1.8 T, 1.9 SDI/TDI	+ABS	02.02–2006	R	WC		PBC4372		19,05		aluminium
1.2, 1.4/TDI, 1.8 T, 1.9 SDI/TDI	+ABS	02.02–2006	R	WC		PBC4290		19,05		cast iron
1.2 Stella, 1.4 TDI		05.06–10.06	R	WC		PBC4372		19,05	FTE	aluminium
1.2 Stella, 1.4 TDI		05.06–10.06	R	WC		PBC4290		19,05	FTE	cast iron
1.2 Stella, 1.4 TDI		11.06–11.09	R	WC		PBC4326		17,46	ATE	aluminium
1.2 Stella, 1.4 TDI		11.06–11.09	R	WC		PBC4372		19,05	ATE	cast iron
1.2, 1.4 TDI		11.06–11.09	R	WC		PBC4912		17,46	ATE	

## Ibiza V (2008–)

1.2, 1.2 TDI, 1.2 TSI, 1.6 TDI	-ABS	2009–	R	WC		PBC4290		19,05	ATE/FTE	cast iron
1.2, 1.4, 1.4 TDI, 1.6, 1.6 LPG, 1.6 TDI, 1.9 TDI		2008–	R	WC		PBC4290		19,05	ATE/FTE	cast iron
1.6		05.08–	R	WC		PBC4326		17,46	ATE	aluminium
1.2, 1.2 TDI, 1.2 TSI	-ABS	2009–	R	WC		PBC4372		19,05	ATE/FTE	aluminium
1.2, 1.4, 1.4 TDI, 1.9 TDI		2008–	R	WC		PBC4372		19,05	ATE/FTE	aluminium
1.6 LPG, 1.6 TDI		2010–	R	WC		PBC4372		19,05	ATE/FTE	aluminium









## Inca

1.4 i, 16i, 1.9 D, 1.9 SDI		11.95–		BMC		PBC1834		22,22		
1.4 i, 16i, 1.9 D, 1.9 SDI		11.95–	R	WC		PBC4374		20,64		aluminium
1.4 i, 16i, 1.9 D, 1.9 SDI		11.95–	R	WC		PBC4299		20,64		cast iron
1.9 SDI (6K9)		11.95–		CSC		PBC3216		23,81		
1.9 SDI		09.00–08.05		CSC		PBC3216		23,81		

## Leon

1.4 16V 1M	LHD -ESP	10.99–		BMC		PBC1915		23,81	BOSCH	
1.6 1M	LHD -ESP	10.99–		BMC		PBC1915		23,81	BOSCH	
1.8 20V 1M	LHD -ESP	10.99–		BMC		PBC1915		23,81	BOSCH	
1.9 SDI 1M	LHD -ESP	10.99–		BMC		PBC1915		23,81	BOSCH	
1.9 TDI 1M	LHD -ESP	10.99–		BMC		PBC1915		23,81	BOSCH	
1.6, 1.9 TDI, 2.0 FSI/TDI/TFSI		2005–		BMC		PBC1325		22,20	ATE	
1.4 Reference/Sport	LHD	05.06–		BMC		PBC1325		22,20	ATE	
1.8 T FSi Sport	LHD	06.07–		BMC		PBC1325		22,20	ATE	
1.4 16V 1M1		11.99–		CMC		PBC2111		15,87		
16V, 1.6, 1.6 16V 1M1		11.99–		CMC		PBC2111		15,87		
1.8 20V, 20V T, 20V T4 1M1		11.99–		CMC		PBC2111		15,87		
1.8 T Cupra R, 2.8 Cupra 4 1M1		02.01–		CMC		PBC2111		15,87		
1.9 SDI, TDI 1M1		11.99–		CMC		PBC2111		15,87		
1.4 16V 55kW 1M1		11.99–		CSC		PBC3216		23,81		
1.6 74kW 1M1		11.99–		CSC		PBC3216		23,81		
1.6 16V 77kW 1M1		09.00–		CSC		PBC3216		23,81		
1.9 SDI 50kW 1M1		11.99–		CSC		PBC3216		23,81		

# SEAT

				PATRON REF.			∅ mm	BRAKE SYSTEM	
									

## Malaga

1.2	1986 – 1992		BMC		PBC1803		20,64	ATE	front/rear split / 4 ports
1.2	1985 – 1986		BMC		PBC1228		20,64	BDX	diagonal split / 3 ports
1.5	1986 – 1989		BMC		PBC1803		20,64	ATE	front/rear split / 4 ports
1.5	1985 – 1986		BMC		PBC1228		20,64	BDX	diagonal split / 3 ports
1.7 D	1990 – 1992		BMC		PBC1803		20,64	ATE	front/rear split / 4 ports

## Marbella

900 Kat	08.94–		BMC		PBC1803		20,64	ATE	
---------	--------	--	-----	--	---------	--	-------	-----	--

## Mii

1.0	10.11–	R	WC		PBC4912		17,46	ATE	
-----	--------	---	----	--	---------	--	-------	-----	--

## Ronda

1.2	1985 – 1986		BMC		PBC1228		20,64	BDX	tandem
1.2	1986 –		BMC		PBC1803		20,64	ATE	tandem
1.5	1985 – 1986		BMC		PBC1228		20,64	BDX	tandem
1.5	1986 –		BMC		PBC1803		20,64	ATE	tandem
1.7 D	1985 – 1986		BMC		PBC1228		20,64	BDX	tandem
1.7 D	1986 –		BMC		PBC1803		20,64	ATE	tandem









## Terra

0.9	08.89– 1993		BMC		PBC1228		20,64	BDX	tandem
0.9	1988 – 1993		BMC		PBC1803		20,64	ATE	tandem
1.3 D	1990 – 1992		BMC		PBC1228		20,64	BDX	tandem
1.3 D	1990 – 1992		BMC		PBC1803		20,64	ATE	tandem
1.4 D	1992 –		BMC		PBC1228		20,64	BDX	tandem
1.4 D	1992 –		BMC		PBC1803		20,64	ATE	tandem

## Toledo I

1.6 i	(→Ch. ZD101450)	1991 –		BMC		PBC1803		20,64	ATE	
1.6 i	(Ch. 1LZD101451→1LZD314999)	1991 – 1993		BMC		PBC1835		20,64	ATE	
1.6 i	(Ch. 1LZD315000→)	1993 –		BMC		PBC1834		22,22	ATE	
1.8 i	(→Ch. ZD314999)	1991 – 1993		BMC		PBC1835		20,64	ATE	
1.8 i	(Ch. 1LZD315000→)	1993 –		BMC		PBC1834		22,22	ATE	
1.9 D	(→Ch. ZD314999)	1991 – 1993		BMC		PBC1835		20,64	ATE	
1.9 D	(Ch. 1LZD315000→)	1993 –		BMC		PBC1834		22,22	ATE	
1.9 TD	(→Ch. ZD314999)	1991 – 1993		BMC		PBC1835		20,64	ATE	
1.9 TD	(Ch. 1LZD315000→)	1993 –		BMC		PBC1834		22,22	ATE	
1.9 TDI		03.94–09.98		BMC		PBC1834		22,22		
2.0 16V		03.94–09.98		BMC		PBC1834		22,22		
1.6		09.91–	R	WC		PBC4912		17,46	ATE	cast iron
1.6		09.91–	R	WC		PBC4326		17,46	ATE	aluminium
1.8		09.91–	R	WC		PBC4912		17,46	ATE	cast iron
1.8		09.91–	R	WC		PBC4326		17,46	ATE	aluminium
1.9 D		09.91–	R	WC		PBC4912		17,46	ATE	cast iron
1.9 D		09.91–	R	WC		PBC4326		17,46	ATE	aluminium
1.9 D		08.95–	R	WC		PBC4372		19,05		aluminium
1.9 D		08.95–	R	WC		PBC4290		19,05		cast iron
1.9 TD		09.91–	R	WC		PBC4912		17,46	ATE	cast iron
1.9 TD		09.91–	R	WC		PBC4326		17,46	ATE	aluminium

# SEAT

				PATRON REF.			∅ mm	BRAKE SYSTEM	
									










Toledo I										
1.9 TD		08.95-	R	WC		PBC4372		19,05		aluminium
1.9 TD		08.95-	R	WC		PBC4290		19,05		cast iron
1.9 TDI		08.95-03.99		CMC		PBC2105		19,05		
2.0 i 16V		11.93-03.99		CMC		PBC2105		19,05		
1.8 16V		1991-		CSC		PBC8106		23,81		
2.0		1991-		CSC		PBC8106		23,81		
2.0 16V		1994-		CSC		PBC8106		23,81		

Toledo II										
1.6	LHD -ESP	04.99-		BMC		PBC1915		23,81	BOSCH	
1.8 20V	LHD -ESP	04.99-		BMC		PBC1915		23,81	BOSCH	
1.9 TD	LHD -ESP	04.99-		BMC		PBC1915		23,81	BOSCH	
2.3 V5	LHD -ESP	04.99-		BMC		PBC1915		23,81	BOSCH	
1.4 16V		04.99-		CMC		PBC2111		15,87		
1.6, 1.6 16V		04.99-		CMC		PBC2111		15,87		
1.8 20V		04.99-		CMC		PBC2111		15,87		
1.9 TDI		04.99-		CMC		PBC2111		15,87		
2.3 V5, 2.3 V5 20V		04.99-		CMC		PBC2111		15,87		
1.4 16V		07.99-		CSC		PBC3216		23,81		
1.6		04.99-09.00		CSC		PBC3216		23,81		
1.6 16V		09.00-09.04		CSC		PBC3216		23,81		

Toledo III										
1.4, 1.6, 1.9 TDI, 2.0 FSI/TDI	LHD	07.04-		BMC		PBC1325		22,20	ATE	

Vista										
0.9		08.89-1993		BMC		PBC1228		20,64	BDX	tandem
0.9		1988-1993		BMC		PBC1803		20,64	ATE	tandem
1.3 D		1990-1992		BMC		PBC1228		20,64	BDX	tandem
1.3 D		1990-1992		BMC		PBC1803		20,64	ATE	tandem
1.4 D		1992-		BMC		PBC1228		20,64	BDX	tandem
1.4 D		1992-		BMC		PBC1803		20,64	ATE	tandem

# SKODA

				PATRON REF.				Ø mm	BRAKE SYSTEM	
										

Citigo									
1.0	10.11-	R	WC		PBC4326		17,46	ATE	

Fabia									
1.0, 1.4, 1.9 SDI	12.99-	R	WC		PBC4372		19,05		aluminium
1.0, 1.4, 1.9 SDI	12.99-	R	WC		PBC4290		19,05		cast iron
1.2	08.02-	R	WC		PBC4372		19,05		aluminium
1.2	08.02-	R	WC		PBC4290		19,05		cast iron
1.4, 1.9 SDI Combi	11.00-	R	WC		PBC4372		19,05		aluminium
1.4, 1.9 SDI Combi	11.00-	R	WC		PBC4290		19,05		cast iron
1.2, 1.9 SDI Praktik	05.03-	R	WC		PBC4372		19,05		aluminium
1.2, 1.9 SDI Praktik	05.03-	R	WC		PBC4290		19,05		cast iron





Favorit									
1.3 i	1992 - 1996	R	WC		PBC4738		19,05		

Felicia									
1.3, 1.6, 1.9 D Saloon 791	10.94-		BMC		PBC1913		22,22		
1.3, 1.6, 1.9 D Kombi 795	08.95-		BMC		PBC1913		22,22		
1.3 i, 1.6 i	1996 -	R	WC		PBC4738		19,05		
1.1, 1.3, 1.6, 1.9 D 795 Kombi	1995 - 1998	R	WC		PBC4024		22,22		









Forman									
1.6, 1.8, 1.9 TD	LHD -ESP	1996 -		BMC		PBC1915		23,81	
1.3		1993 -	R	WC		PBC4738		19,05	
1.6, 1.6 i 16V		10.96-	R	WC		PBC4299		20,64	FAG cast iron
1.6, 1.6 i 16V		10.96-	R	WC		PBC4374		20,64	FAG aluminium

Octavia									
1.4	LHD	05.04-09.06		BMC		PBC1325		22,20	ATE
1.6/FSI, 1.9 TDI, 2.0/TDI/FSI	LHD	05.04-11.05		BMC		PBC1325		22,20	ATE
1.6, 1.8, 1.9 TDI	LHD -ESP	10.96-		BMC		PBC1915		23,81	
1.8 T, 1.9 SDI	LHD -ESP	06.97-		BMC		PBC1915		23,81	
1.6, 1.8 20V/T, 1.9 SDI/TDI Combi	LHD -ESP	07.98-		BMC		PBC1915		23,81	
1.9 TDI 4X4 Combi	LHD -ESP	11.99-09.00		BMC		PBC1915		23,81	
1.4	Man	04.99-	R	WC		PBC4374		20,64	aluminium
1.4	Man	04.99-	R	WC		PBC4299		20,64	cast iron
1.4	Man	06.04-	R	WC		PBC4374		20,64	aluminium
1.4	Man	06.04-	R	WC		PBC4299		20,64	cast iron
1.4	Auto	06.04-	R	WC		PBC4372		19,05	aluminium
1.4	Auto	06.04-	R	WC		PBC4290		19,05	cast iron
1.4	Auto	04.99-	R	WC		PBC4372		19,05	aluminium
1.4	Auto	04.99-	R	WC		PBC4290		19,05	cast iron
1.4 Combi	Man	08.00-	R	WC		PBC4374		20,64	aluminium
1.4 Combi	Man	08.00-	R	WC		PBC4299		20,64	cast iron
1.4 Combi	Auto	08.00-	R	WC		PBC4372		19,05	aluminium
1.4 Combi	Auto	08.00-	R	WC		PBC4290		19,05	cast iron
1.6 102HP	Man	11.00-	R	WC		PBC4374		20,64	aluminium
1.6 102HP	Man	11.00-	R	WC		PBC4299		20,64	cast iron
1.6 102HP	Auto	11.00-	R	WC		PBC4372		19,05	aluminium
1.6 102HP	Auto	11.00-	R	WC		PBC4290		19,05	cast iron










# SKODA

					PATRON REF.			Ø mm	BRAKE SYSTEM	
										
<b>Octavia</b>										
1.6 75HP	Man	10.96–09.00	R	WC		PBC4374		20,64		aluminium
1.6 75HP	Man	10.96–09.00	R	WC		PBC4299		20,64		cast iron
1.6 75HP	Auto	10.96–09.00	R	WC		PBC4372		19,05		aluminium
1.6 75HP	Auto	10.96–09.00	R	WC		PBC4290		19,05		cast iron
1.6, 1.9 SDI/TDI Combi	Man	07.98–	R	WC		PBC4374		20,64		aluminium
1.6, 1.9 SDI/TDI Combi	Man	07.98–	R	WC		PBC4299		20,64		cast iron
1.6, 1.9 SDI/TDI Combi	Auto	07.98–	R	WC		PBC4372		19,05		aluminium
1.6, 1.9 SDI/TDI Combi	Auto	07.98–	R	WC		PBC4290		19,05		cast iron
1.9 SDI	Man	05.97–	R	WC		PBC4374		20,64		aluminium
1.9 SDI	Man	05.97–	R	WC		PBC4299		20,64		cast iron
1.9 SDI	Auto	05.97–	R	WC		PBC4372		19,05		aluminium
1.9 S DI	Auto	05.97–	R	WC		PBC4290		19,05		cast iron
1.9 TDI	Man	10.96–	R	WC		PBC4374		20,64		aluminium
1.9 TDI	Man	10.96–	R	WC		PBC4299		20,64		cast iron
1.9 TDI	Auto	10.96–	R	WC		PBC4372		19,05		aluminium
1.9 TDI	Auto	10.96–	R	WC		PBC4290		19,05		cast iron
1.9 TDI 4X4 Combi	Man	11.99–09.00	R	WC		PBC4299		20,64		cast iron
1.9 TDI 4X4 Combi	Man	11.99–09.00	R	WC		PBC4374		20,64		aluminium
1.9 TDI 4X4 Combi	Auto	11.99–09.00	R	WC		PBC4372		19,05		aluminium
1.9 TDI 4X4 Combi	Auto	11.99–09.00	R	WC		PBC4290		19,05		cast iron
1.9 TDi		11.96–	R	WC		PBC4290		19,05		cast iron
1.9 TDi		11.96–	R	WC		PBC4372		19,05		aluminium
1.4	LHD	06.04–		CMC		PBC2111		15,87		
1.6 75HP	LHD	10.96–09.00		CMC		PBC2111		15,87		
1.6 102HP	LHD	11.00–		CMC		PBC2111		15,87		
1.8 T 4x4, RS 1.8 T	LHD	05.01–		CMC		PBC2111		15,87		
1.8, 1.8 T	LHD	09.96–		CMC		PBC2111		15,87		
1.9 SDI, TDI	LHD	09.96–		CMC		PBC2111		15,87		
1.9 TDI	LHD	01.03–		CMC		PBC2111		15,87		
2.0	LHD	09.96–		CMC		PBC2111		15,87		
1.4 Combi	LHD	08.00–		CMC		PBC2111		15,87		
1.6 Combi	LHD	07.98–		CMC		PBC2111		15,87		
1.8 20V Combi	LHD	07.98–		CMC		PBC2111		15,87		
1.8 T Combi	LHD	07.98–		CMC		PBC2111		15,87		
1.8 T 4X4 Combi	LHD	05.01–		CMC		PBC2111		15,87		
1.9 SDI Combi	LHD	07.98–		CMC		PBC2111		15,87		
1.9 TDI Combi	LHD	07.98–		CMC		PBC2111		15,87		
1.9 TDI Combi	LHD	01.03–		CMC		PBC2111		15,87		
1.9 TDI 4X4 Combi	LHD	11.99–09.00		CMC		PBC2111		15,87		
2.0 Combi	LHD	01.00–		CMC		PBC2111		15,87		
2.0 4X4 Combi	LHD	05.01–		CMC		PBC2111		15,87		
1.4		09.00–		CSC		PBC3216		23,81		
1.4		06.04–		CSC		PBC3216		23,81		
1.6 75kW		11.00–		CSC		PBC3216		23,81		
1.6 74kW		02.97–		CSC		PBC3216		23,81		
1.6 55kW		09.96–09.00		CSC		PBC3216		23,81		
1.9 SDI 50kW		06.97–		CSC		PBC3216		23,81		
1.9 SDI 47kW		09.96–		CSC		PBC3216		23,81		
1.4 Combi		08.00–		CSC		PBC3216		23,81		
1.6 75kW Combi		09.00–		CSC		PBC3216		23,81		

# SKODA

				PATRON REF.			∅ mm	BRAKE SYSTEM	
									
<b>Octavia</b>									
1.6 74kW Combi		07.98-		CSC		PBC3216		23,81	
1.6 55kW Combi		07.98-		CSC		PBC3216		23,81	
1.9 SDI 50kW Combi		07.98-		CSC		PBC3216		23,81	
<b>Octavia Scout</b>									
2.0 FSI/TDi DPF	LHD	10.06-		BMC		PBC1325		22,20	ATE
<b>Pick-Up (787)</b>									
1.3 i, 1.6 i, 1.9 Diesel		1996-	R	WC		PBC4024		22,22	
<b>Praktik</b>									
1.2, 1.4, 1.4 TDI, 1.6, 1.9 TDI	-ABS	2006-	R	WC		PBC4372		19,05	ATE/FTE aluminium
1.2 TDI, 1.2 TSI, 1.6 TDI	-ABS	03.10-	R	WC		PBC4372		19,05	ATE/FTE aluminium
1.2 TSI		03.10-	R	WC		PBC4372		19,05	ATE/FTE aluminium
1.2, 1.2 TDI, 1.4, 1.4 TDI, 1.6, 1.9 TDI	-ABS	2006-	R	WC		PBC4290		19,05	ATE/FTE cast iron
1.2 TSI, 1.6 TDI	-ABS	03.10-	R	WC		PBC4290		19,05	ATE/FTE cast iron
1.2 TSI		03.10-	R	WC		PBC4290		19,05	ATE/FTE cast iron
<b>Roomster</b>									
1.2, 1.4 FSI/ TDi, 1.6, 1.9 TDI		06.06-	R	WC		PBC4372		19,05	FTE
<b>Roomster Scout</b>									
1.4 FSI/TDi, 1.6, 1.9 TDI		11.06-	R	WC		PBC4372		19,05	FTE
<b>Superb</b>									
1.8 T, 2.0, 2.8 V6	LHD	02.02-		CMC		PBC2114		19,05	
1.8 T, 2.0, 2.5 TDI, 2.8 V6		02.02-		CSC		PBC3120		22,20	cast iron

# SUBARU

				PATRON REF.			 mm	BRAKE SYSTEM	
									

Forester									
All models	1995 – 1998	R	WC		PBC5542		19,05		

Impreza									
All models	1997 – 1998	R	WC		PBC5542		19,05		
3/4" Piston	1993 – 1995	R	WC		PBC5542		19,05		









Justy									
1.3 4x4	1995 –	R	WC	PBC5544		PBC5543	17,46		

Legacy									
All models	1995 – 1998	R	WC		PBC5542		19,05		










SVX									
All models	1995 – 1998	R	WC		PBC5542		19,05		



# SUZUKI

				PATRON REF.			∅ mm	BRAKE SYSTEM	
									
<b>Alto IV</b>									
1.1 FF	06.02-	R	WC		PBC5133		15,87		
<b>Baleno</b>									
1.3, 1.6	1995 -	R	WC	PBC5544		PBC5543	17,46		
<b>Ignis</b>									
1.3, 1.3 4WD	10.00-	R	WC		PBC5133		15,87		
1.3 VVTI, 1.5 VVTI	08.03-	R	WC		PBC5133		15,87		
<b>Liana</b>									
1.3, 1.6	03.01-	R	WC	PBC5544		PBC5543	17,46		
1.4 DIS	04.04-	R	WC	PBC5544		PBC5543	17,46		
<b>Swift</b>									
4 doors	1989 - 1994	R	WC	PBC5544		PBC5543	17,46		
<b>Wagon R +</b>									
1.3	05.00-	R	WC		PBC5133		15,87		
1.3 4WD	10.01-	R	WC		PBC5133		15,87		
1.0, 1.3 VVTi FWD	07.03-08.05	R	WC		PBC5133		15,87		

# TOYOTA

				PATRON REF.			 mm	BRAKE SYSTEM	
									

Carina II									
All models	02.86 – 1988	R	WC	PBC4343		PBC4342	17,46		

Carina E									
1.6, 1.6 i/16V/GLI AT190, 1.8/i AT191, 2.0 D/i/GLI CT190/ST191 Saloon, Sportswagon -ABS	10.94 – 09.97		BMC		PBC1043		23,81	ATE	
	1992 –	R	WC	PBC4559		PBC4560	20,64	LUC	

Corolla									
1.3 E 8/E 9/E 10 Kombi	01.88 – 06.92	R	WC	PBC4343		PBC4342	17,46		
1.3 Hatchback	05.85 – 05.86	R	WC	PBC4343		PBC4342	17,46		
1.6 Hatchback	05.85 – 05.86	R	WC	PBC4343		PBC4342	17,46		
1.8 D XL E 8/E 9/E 10 Kombi	07.87 – 06.92	R	WC	PBC4343		PBC4342	17,46		
2WD	1990 –	R	WC	PBC4343		PBC4342	17,46		
2WD Sedan	1988 – 1989	R	WC	PBC4343		PBC4342	17,46		
FX	1988 – 1989	R	WC	PBC4343		PBC4342	17,46		
FX Liftback, Sedan	06.85 – 1987	R	WC	PBC4343		PBC4342	17,46		
G3		R	WC	PBC4343		PBC4342	17,46		
G4		R	WC	PBC4343		PBC4342	17,46		
1.3	05.92 –		CSC		PBC3532		20,64		
1.3 E 8/E 9/E 10 Kombi	01.88 – 06.92		CSC		PBC3532		20,64		
1.3 SR E 8/E 9/E 10 Liftback	07.87 – 06.92		CSC		PBC3532		20,64		
1.3 XL E 8/E 9/E 10	07.87 – 06.92		CSC		PBC3532		20,64		
1.3 XL E 8/E 9/E 10 Liftback	07.87 – 06.92		CSC		PBC3532		20,64		









Paseo									
All models	04.91 –	R	WC	PBC4343		PBC4342	17,46		
All models	1992 – 1993		CSC		PBC3532		20,64		
1.5 i	1991 – 1996		CSC		PBC3532		20,64		

Starlet									
1.0 GL Hatchback	1985 –	R	WC	PBC4343		PBC4342	17,46		
1.0, 1.3	12.89 –		CSC		PBC3532		20,64		

Tercel									
All models	1991 –	R	WC	PBC4343		PBC4342	17,46		
1.3 GL Saloon, Sedan	08.82 – 1990	R	WC	PBC4343		PBC4342	17,46		
All models	1987 – 1993		CSC		PBC3532		20,64		

Vios									
1.5	01.03 – 12.04		CSC		PBC3532		20,64		

# VOLKSWAGEN

			PATRON REF.			 mm	BRAKE SYSTEM	
								

## Bora

1.4, 1.6/FSI, 1.8 T, 1.9 SDI/TDI, 2.0, 2.3 VR5, 2.8/VR6 Saloon, Variant LHD -ESP	09.98-05.05		BMC		PBC1915		23,81		
1.4, 1.6/FSI, 1.8 T, 1.9 SDI/TDI, 2.0, 2.3 VR5, 2.8/VR6 Saloon, Variant LHD	09.98-05.05		CMC		PBC2111		15,87		
1.4, 1.6/16V, 1.9 SDI Saloon, Variant	09.98-05.05		CSC		PBC3216		23,81		

## Bora III

1.4 TSI (→Ch. 1K6741206) LHD	07.06-10.10		BMC		PBC1325		22,20	ATE	
1.6, 1.6 FSI, 1.9 TDI, 2.0 FSI, 2.0 TDI, 2.0 TDI 16V, 2.0 TFSI (→Ch. 1K6741206) LHD	2005-10.10		BMC		PBC1325		22,20	ATE	
2.5 FSI (Ch. 1K6741207→) LHD	01.06-06.08		BMC		PBC1325		22,20	ATE	
1.4 TSI, 1.6 MultiFuel, 1.6 TDI, 2.5 FSI LHD	2008-10.10		BMC		PBC1325		22,20	ATE	
1.9 TDI LHD	08.05-10.10		CMC		PBC2111		15,87	FTE	

## Caddy

1.4, 1.6, 1.9 DS/SDI	11.95-		BMC		PBC1834		22,22		
1.5	08.82-07.83		BMC		PBC1801		20,64		
1.6, 1.6 DS, 1.8 (→Ch. 14M010000)	08.82-07.92		BMC		PBC1801		20,64		
1.6, 1.6 DS, 1.8 (Ch. 14M010001→) LHD	1984-07.92		BMC		PBC1835		20,64		
1.4, 1.6, 1.9 TDI/SDI, 2.0 SDI	09.05-		BMC		PBC1325		22,20	ATE	
1.4, 1.6, 1.9 DS/SDI	11.95-	R	WC		PBC4374		20,64		aluminium
1.4, 1.6, 1.9 DS/SDI	11.95-	R	WC		PBC4299		20,64		cast iron
1.5, 1.6, 1.6 DS, 1.8	08.82-03.87	R	WC		PBC4912		17,46		cast iron
1.5, 1.6, 1.6 DS, 1.8	08.82-03.87	R	WC		PBC4326		17,46		aluminium
1.6, 1.6 DS, 1.8 (Ch. 14H011049→)	04.87-07.92	R	WC		PBC4290		19,05		cast iron
1.6, 1.6 DS, 1.8 (Ch. 14H011049→)	04.87-07.92	R	WC		PBC4372		19,05		aluminium
1.9 TDI	09.96-		CMC		PBC2104		19,05		
1.9 SDi	09.00-01.04		CSC		PBC3216		23,81		

## Caravelle (Type 4)

2.0, 2.5, 2.5 TDI, 2.8 VR6 (1LE/1LP) +ABS	05.96-04.03		BMC		PBC1265		23,81		
2.0, 2.5, 2.5 TDI, 2.8 VR6 (1LU) -ABS	05.96-04.03		BMC		PBC1198		25,40		
2.0, 2.5 TDI	05.96-04.03		CMC		PBC2121		19,00		
2.0, 2.5, 2.5 TDI, 2.8 VR6	05.96-04.97		CSC		PBC8106		23,81		









## Combi

1.8 Van	1989-		BMC		PBC1883		23,81		
---------	-------	--	-----	--	---------	--	-------	--	--

## Corrado

1.8 i 16V -ABS	04.89-07.92		BMC		PBC1834		22,22		
1.8 i G60 -ABS	10.88-09.93		BMC		PBC1834		22,22		
2.0 i 16V -ABS	08.91-		BMC		PBC1834		22,22		
2.0 (Ch. 50R000787→)	-07.95		BMC		PBC1834		22,22		
2.9 VR6 (Ch. 50R000787→)	-07.95		BMC		PBC1834		22,22		
2.9 i VR6 -ABS	08.91-		BMC		PBC1834		22,22		
1.8 L 16V	04.89-07.92		CMC		PBC2214		19,05		
1.8 L G60 160PS	10.88-08.93		CMC		PBC2214		19,05		
2.0 L 16V (→Ch. 50R000786)	08.91-		CMC		PBC2214		19,05		
2.0 i 16V (Ch. 50R000787→)	08.91-12.95		CMC		PBC2105		19,05		
2.0 i (Ch. 50R000787→)	04.93-12.95		CMC		PBC2105		19,05		
2.9 L VR6 190PS (→Ch. 50R000786)	04.91-		CMC		PBC2214		19,05		

# VOLKSWAGEN

				PATRON REF.			∅ mm	BRAKE SYSTEM	
									

Corrado									
2.9 VR6	(Ch. 50R000787→)	08.91 – 12.95		CMC		PBC2105		19,05	
2.0 L	(Ch. 50R000787→)	1992 – 1995		CSC		PBC8106		23,81	
2.9 L VR6	(Ch. 50R000787→)	1992 – 1995		CSC		PBC8106		23,81	










CrossFox									
1.4/TDI		01.07–	R	WC		PBC4912		17,46	ATE

CrossPolo									
1.2, 1.4		05.06–	R	WC		PBC4912		17,46	ATE

Derby									
1.0	+Servo	1982 – 1985		BMC		PBC1801		20,64	ATE
1.0	+Servo	1985 – 1989		BMC		PBC1803		20,64	ATE
1.1	+Servo	1977 – 1985		BMC		PBC1801		20,64	ATE
1.1	+Servo	1985 – 1989		BMC		PBC1803		20,64	ATE
1.3	+Servo	1978 – 1985		BMC		PBC1801		20,64	ATE
1.3	+Servo	1985 – 1989		BMC		PBC1803		20,64	ATE
All models		03.85 – 12.88	R	WC		PBC4372		19,05	aluminium
All models		03.85 – 12.88	R	WC		PBC4290		19,05	cast iron
1.0		10.81 – 02.85	R	WC		PBC4913		14,29	cast iron
1.0		1982 – 1985	R	WC		PBC4326		17,46	aluminium
1.0		1982 – 1985	R	WC		PBC4912		17,46	cast iron
1.0		1985 – 1989	R	WC		PBC4999		15,87	
1.0		1985 – 1989	R	WC		PBC4372		19,05	aluminium
1.0		1985 – 1989	R	WC		PBC4290		19,05	cast iron
1.0		03.85 – 12.88	R	WC		PBC4371		15,87	aluminium
1.1		01.77 – 12.85	R	WC		PBC4913		14,29	cast iron
1.1		1977 – 1985	R	WC		PBC4326		17,46	aluminium
1.1		1977 – 1985	R	WC		PBC4912		17,46	cast iron
1.1		1985 – 1989	R	WC		PBC4999		15,87	
1.1		1985 – 1989	R	WC		PBC4372		19,05	aluminium
1.1		1985 – 1989	R	WC		PBC4290		19,05	cast iron
1.3		1978 – 1985	R	WC		PBC4913		14,29	cast iron
1.3		1978 – 1985	R	WC		PBC4912		17,46	cast iron
1.3		1978 – 1985	R	WC		PBC4326		17,46	aluminium
1.3		1985 – 1989	R	WC		PBC4999		15,87	
1.3		1985 – 1989	R	WC		PBC4372		19,05	aluminium
1.3		1985 – 1989	R	WC		PBC4290		19,05	cast iron
1.3		01.77 – 02.85	R	WC		PBC4912		17,46	cast iron
1.3		01.77 – 02.85	R	WC		PBC4326		17,46	aluminium
1.3		03.85 – 12.88	R	WC		PBC4371		15,87	aluminium

Derby (6KV2)									
1.4, 1.4 16V, 1.6, 1.7 SDI, 1.8, 1.9 D, 1.9 SDI, 1.9 TDI, 2.0	-ABS	12.95 – 09.01		BMC		PBC1834		22,22	ATE cast iron
1.4, 1.4 16V, 1.6, 1.7 SDI, 1.9 D, 1.9 SDI, 1.9 TDI	-ABS	12.95 – 09.01		BMC		PBC1865		20,64	ATE aluminium
1.6	(→Ch. 6KV022628) -ABS	11.95 – 09.01		BMC		PBC1834		22,22	ATE cast iron
1.6	(Ch. 6KV022629→) -ABS LHD	11.95 – 09.01		BMC		PBC1865		20,64	ATE aluminium
1.4, 1.4 16V, 1.6, 1.9 SDI	+ABS	1995 – 09.01	R	WC		PBC4290		19,05	ATE/FTE cast iron
1.4, 1.4 16V, 1.6, 1.9 SDI	-ABS	1995 – 09.01	R	WC		PBC4326		17,46	ATE aluminium

# VOLKSWAGEN

				PATRON REF.			 mm	BRAKE SYSTEM	
									

Derby (6KV2)									
1.4, 1.6, 1.7 SDI, 1.8, 1.9 D, 1.9 SDI, 1.9 TDI	12.95-09.01	R	WC		PBC4326		17,46	ATE	aluminium
1.4, 1.4 16V, 1.6, 1.7 SDI, 1.8, 1.9 D, 1.9 SDI, 1.9 TDI, 2.0	1995-09.01	R	WC		PBC4372		19,05	ATE/FTE	aluminium
1.4, 1.4 16V, 1.6, 1.9 SDI -ABS	1995-09.01	R	WC		PBC4912		17,46	ATE	cast iron
1.4, 1.6, 1.7 SDI, 1.8, 1.9 D, 64 1.9 SDI, 1.9 TDI, 2.0	12.95-09.01	R	WC		PBC4912		17,46	ATE	cast iron
1.6, 1.7 SDI, 1.8, 1.9 D, 1.9 SDI, 1.9 TDI, 2.0	1995-09.01	R	WC		PBC4290		19,05	ATE/FTE	cast iron
1.9 SDI -ABS	06.96-09.01	R	WC		PBC4372		19,05	ATE/FTE	aluminium
1.7 SDI, 1.9 SDI, 1.9 TDI LHD	12.95-04.99		CMC		PBC2104		19,05	ATE	cast iron
1.6, 1.9 SDI	10.99-09.01		CSC		PBC3216		23,81		aluminium
1.9 TDI	09.96-09.99		CSC		PBC8106		23,81	FTE	cast iron









Derby (9A4)									
1.0 -ABS	08.96-12.01		BMC		PBC1865		20,64	ATE	aluminium
1.0, 1.4, 1.4 TDI, 1.9 SDI	08.96-	R	WC		PBC4912		17,46	ATE	cast iron
1.4, 1.4 TDI, 1.9 SDI	2003-05.09	R	WC		PBC4326		17,46	ATE	aluminium
1.4, 1.4 TDI	07.03-05.07	R	WC		PBC4372		19,05	ATE/FTE	aluminium
1.6, 1.6 Total Flex	09.02-07.06	R	WC		PBC4912		17,46	ATE	cast iron, drum brakes on the rear axle
1.6 Total Flex	12.04-04.08	R	WC		PBC4372		19,05	ATE/FTE	aluminium
1.9 TDI -ABS	09.02-	R	WC		PBC4326		17,46	ATE	aluminium

Eos (1F7, 1F8)									
2.0 FSI, 2.0 TFSI, 3.2 V6 LHD	05.06-		BMC		PBC1325		22,20	ATE	

Fox									
1.2, 1.4/TDI	10.03-	R	WC		PBC4326		17,46		aluminium
1.2, 1.4/TDI	10.03-	R	WC		PBC4912		17,46		cast iron









Golf I									
1.1 +Servo -PFS	1974-1984		BMC		PBC1801		20,64	ATE	disc/drum
1.3 +Servo -PFS	1974-1984		BMC		PBC1801		20,64	ATE	disc/drum
1.5 Petrol Exc. Inj. Saloon -PFS	1974-1984		BMC		PBC1801		20,64	ATE	
1.5 D +Servo -PFS	1978-1980		BMC		PBC1801		20,64	ATE	
1.6 D +Servo -PFS	1980-1984		BMC		PBC1801		20,64	ATE	
1.6 TD	08.79-1983		BMC		PBC1835		20,64		
1.1 Auto	1974-1984	R	WC		PBC4912		17,46	ATE/FAG	cast iron
1.1 Auto	1974-1984	R	WC		PBC4326		17,46	ATE/FAG	aluminium
1.1 Man	1974-1984	R	WC		PBC4913		14,29	ATE/FAG	cast iron
1.3 Auto	1979-1983	R	WC		PBC4326		17,46	ATE/FAG	aluminium
1.3 Auto	1979-1983	R	WC		PBC4912		17,46	ATE/FAG	cast iron
1.3 Man	1979-1983	R	WC		PBC4913		14,29	ATE/FAG	cast iron
1.5 Man - Petrol Exc.Inj.	1974-1984	R	WC		PBC4913		14,29	ATE/FAG	cast iron
1.5 Auto - Petrol Exc.Inj.	1974-1984	R	WC		PBC4912		17,46	ATE/FAG	cast iron
1.5 Auto - Petrol Exc.Inj.	1974-1984	R	WC		PBC4326		17,46	ATE/FAG	aluminium
1.5 D Man	1976-1980	R	WC		PBC4913		14,29	ATE/FAG	cast iron
1.6 i Petrol Inj.	1979-1984	R	WC		PBC4912		17,46	ATE/FAG	cast iron
1.6 i Petrol Inj.	1979-1984	R	WC		PBC4326		17,46	ATE/FAG	aluminium
1.6 D Man	1980-1983	R	WC		PBC4913		14,29	ATE/FAG	cast iron

# VOLKSWAGEN

				PATRON REF.			Ø mm	BRAKE SYSTEM	
									
<b>Golf II (19E, 1G1)</b>									
1.5	08.83 – 1991		BMC		PBC1803		20,64		
1.3	08.83 – 1991		BMC		PBC1803		20,64		
1.6 Petrol Exc. Inj. Hatchback, Cabrio	1983 – 1991		BMC		PBC1803		20,64		
1.6 D	1984 – 07.89		BMC		PBC1803		20,64		
1.6 D	08.89 – 10.91		BMC		PBC1835		20,64		
1.6 TD	1985 – 07.89		BMC		PBC1803		20,64		
1.6 TD	1983 – 10.91		BMC		PBC1835		20,64		
1.8 16V Petrol Inj.	1986 – 10.88		BMC		PBC1803		20,64		
1.8 16V Petrol Inj.	11.88 – 1992		BMC		PBC1834		22,22		
1.8 CTi/GTi Syncro - Petrol Inj.	1984 – 07.89		BMC		PBC1803		20,64		
1.8 CTi/GTi Syncro - Petrol Inj.	08.89 – 1992		BMC		PBC1835		20,64		
1.8 G60 Petrol Inj.	1988 – 1992		BMC		PBC1834		22,22		
1.5 Auto	1984 – 1985	R	WC		PBC4912		17,46	ATE/FAG	cast iron
1.5 Auto	1984 – 1985	R	WC		PBC4326		17,46	ATE/FAG	aluminium
1.5 Man	1984 – 1985	R	WC		PBC4913		14,29	ATE/FAG	cast iron
1.3 Auto	1983 – 1991	R	WC		PBC4326		17,46	ATE/FAG	aluminium
1.3 Auto	1983 – 1991	R	WC		PBC4912		17,46	ATE/FAG	cast iron
1.3 Man	1983 – 1991	R	WC		PBC4913		14,29	ATE/FAG	cast iron
1.6 Man - Petrol Exc.Inj.	1983 – 1991	R	WC		PBC4913		14,29	ATE/FAG	cast iron
1.6 Auto - Petrol Exc.Inj.	1983 – 1991	R	WC		PBC4912		17,46	ATE/FAG	cast iron
1.6 Auto - Petrol Exc.Inj.	1983 – 1991	R	WC		PBC4326		17,46	ATE/FAG	aluminium
1.6 D Man	1983 – 1989	R	WC		PBC4913		14,29	ATE/FAG	cast iron
1.6 TD Man	1985 – 1992	R	WC		PBC4913		14,29	ATE/FAG	cast iron
1.8 i Syncro - Petrol Inj.	1985 – 1991	R	WC		PBC4372		19,05		aluminium
1.8 i Syncro - Petrol Inj.	1985 – 1991	R	WC		PBC4290		19,05		cast iron
1.8 i Petrol Inj. (→Ch. 1GKW593279)	08.88–02.89	R	WC		PBC4913		14,29	ATE/FAG	cast iron
1.8 i Petrol Inj. (Ch. 1GKW593280→)	03.89– 1992	R	WC		PBC4326		17,46	ATE/FAG	aluminium
1.8 i Petrol Inj. (Ch. 1GKW593280→)	03.89– 1992	R	WC		PBC4912		17,46	ATE/FAG	cast iron
1.8 L GTI	01.90 – 1992		CMC		PBC2214		19,05		
1.8 L GTI G60 160PS	01.90 – 1992		CMC		PBC2214		19,05		
1.8 L GTI G60 Syncro 160PS	04.89 – 1992		CMC		PBC2214		19,05		
1.8 G60 Syncro - Petrol Inj.	04.89–07.92		CSC		PBC8106		23,81		
1.8 i 8V Petrol Inj.	04.89–07.92		CSC		PBC8106		23,81		
1.8 i 16V Petrol Inj.	04.89–07.92		CSC		PBC8106		23,81		

<b>Golf III (1H1)</b>									
1.4 i	1992 –		BMC		PBC1865		20,64		
1.6 i	1992 – 06.94		BMC		PBC1865		20,64		
1.6 i	07.94 –		BMC		PBC1834		22,22		
1.8 GTi	1992 –		BMC		PBC1834		22,22		
1.8 i	1992 –		BMC		PBC1865		20,64		
1.9 DS	1992 –		BMC		PBC1865		20,64		
1.9 TDi	07.93 –		BMC		PBC1834		22,22		
1.9 TDS	1992 –		BMC		PBC1865		20,64		
2.0 i	1992 –		BMC		PBC1834		22,22		
1.4 i	1992 –	R	WC		PBC4999		15,87		
1.4 i	1992 –	R	WC		PBC4371		15,87		aluminium
1.6 i Man 75HP	1992 –	R	WC		PBC4912		17,46		cast iron
1.6 i Man 75HP	1993 –	R	WC		PBC4326		17,46		aluminium
1.6 i Auto 75HP	1992 – 07.94	R	WC		PBC4999		15,87		

# VOLKSWAGEN

				PATRON REF.			Ø mm	BRAKE SYSTEM	
									
<b>Golf III (1H1)</b>									
1.6 i Auto 75HP	1992 - 07.94	R	WC		PBC4371		15,87		aluminium
1.6 i Man 101HP (Ch. ISP249941→)	07.94 -	R	WC		PBC4290		19,05		cast iron
1.6 i Man 101HP (Ch. ISP249941→)	07.94 -	R	WC		PBC4372		19,05		aluminium
1.6 i Auto 101HP	07.94 -	R	WC		PBC4912		17,46		cast iron
1.6 i Auto 101HP	07.94 -	R	WC		PBC4326		17,46		aluminium
1.6 i Man 101HP (→Ch. ISP249940)	07.94 -	R	WC		PBC4912		17,46		cast iron
1.6 i Man 101HP (→Ch. ISP249940)	07.94 -	R	WC		PBC4326		17,46		aluminium
1.8 i Man (→Ch. ISP249940)	1992 -	R	WC		PBC4912		17,46		cast iron
1.8 i Man (→Ch. ISP249940)	1992 -	R	WC		PBC4326		17,46		aluminium
1.8 i Man (Ch. ISP249941→)	1992 -	R	WC		PBC4290		19,05		cast iron
1.8 i Man (Ch. ISP249941→)	1992 -	R	WC		PBC4372		19,05		aluminium
1.8 i Auto	1992 -	R	WC		PBC4999		15,87		
1.8 i Auto	1992 -	R	WC		PBC4371		15,87		aluminium
1.8 i Syncro	08.87 - 1992	R	WC		PBC4372		19,05		aluminium
1.8 i Syncro	08.87 - 1992	R	WC		PBC4290		19,05		cast iron
1.8 i Syncro	1993 -	R	WC		PBC4374		20,64		aluminium
1.8 i Syncro	1993 -	R	WC		PBC4299		20,64		cast iron
1.9 D	1992 -	R	WC		PBC4912		17,46		cast iron
1.9 D	1992 -	R	WC		PBC4326		17,46		aluminium
1.9 D Auto (→Ch. ISP249940)	08.93 - 07.95	R	WC		PBC4999		15,87		
1.9 D Auto (→Ch. ISP249940)	08.93 - 07.95	R	WC		PBC4371		15,87		aluminium
1.9 D Auto (Ch. ISP249941→)	08.93 - 07.95	R	WC		PBC4912		17,46		cast iron
1.9 D Auto (Ch. ISP249941→)	08.93 - 07.95	R	WC		PBC4326		17,46		aluminium
1.9 TDi	1992 -	R	WC		PBC4912		17,46		cast iron
1.9 TDi	1992 -	R	WC		PBC4326		17,46		aluminium
1.9 TDS 75HP	1992 - 07.94	R	WC		PBC4999		15,87		
1.9 TDS 75HP	1992 - 07.94	R	WC		PBC4371		15,87		aluminium
1.6	07.95 - 08.97		CMC		PBC2104		19,05		
1.8 Syncro (1HX1)	01.93 - 08.97		CMC		PBC2104		19,05		
1.9 TDi	09.93 - 08.97		CMC		PBC2104		19,05		
1.9 TDi Syncro (1HX1)	08.95 - 08.97		CMC		PBC2104		19,05		
2.0 GTI	11.91 - 08.97		CMC		PBC2104		19,05		
2.0 Syncro (1HX1)	08.95 - 08.97		CMC		PBC2104		19,05		
2.0 GTI 16V	08.92 - 08.97		CMC		PBC2104		19,05		
2.8 VR6	01.92 - 08.97		CMC		PBC2104		19,05		
2.8 VR6 Syncro (1HX1)	10.94 - 08.97		CMC		PBC2104		19,05		
1.8 Syncro	01.93 -		CSC		PBC8106		23,81		
1.9 TDi	07.93 -		CSC		PBC8106		23,81		
2.0 GTi 8V	11.91 -		CSC		PBC8106		23,81		
2.0 GTi 16V	08.92 -		CSC		PBC8106		23,81		
2.0 Syncro	07.95 -		CSC		PBC8106		23,81		
2.8 VR6	01.92 -		CSC		PBC8106		23,81		
2.8 Syncro	07.95 -		CSC		PBC8106		23,81		

<b>Golf III Cabrio (1E7)</b>									
1.8 i	09.93 -		BMC		PBC1834		22,22		
2.0 i	09.93 -		BMC		PBC1834		22,22		
1.8 i	09.93 -	R	WC		PBC4912		17,46		cast iron
1.8 i	09.93 -	R	WC		PBC4326		17,46		aluminium
2.0 i	09.93 -	R	WC		PBC4912		17,46		cast iron

# VOLKSWAGEN

				PATRON REF.			∅ mm	BRAKE SYSTEM	

Golf III Cabrio (1E7)								
2.0 i	09.93-	R	WC		PBC4326		17,46	aluminium
1.6	10.94-05.98		CMC		PBC2104		19,05	
1.8	07.93-05.98		CMC		PBC2104		19,05	
1.9 TDI	08.95-05.98		CMC		PBC2104		19,05	
2.0 GTI	07.93-05.98		CMC		PBC2104		19,05	

Golf III Variant (1H5)								
1.9 DS	07.93-		BMC		PBC1834		22,22	
1.9 GTD	07.93-		BMC		PBC1834		22,22	
1.9 D	08.93-	R	WC		PBC4290		19,05	cast iron
1.9 D	08.93-	R	WC		PBC4372		19,05	aluminium
1.9 TD	08.93-	R	WC		PBC4290		19,05	cast iron
1.9 TD	08.93-	R	WC		PBC4372		19,05	aluminium
1.9 TDi	1994 -	R	WC		PBC4290		19,05	cast iron
1.9 TDi	1994 -	R	WC		PBC4372		19,05	aluminium
1.6	07.94-04.99		CMC		PBC2104		19,05	
1.8 Syncro	10.94-04.99		CMC		PBC2104		19,05	
1.9 TD	07.93-04.99		CMC		PBC2104		19,05	
1.9 TDI	03.94-04.99		CMC		PBC2104		19,05	
1.9 TDI Syncro	07.95-04.99		CMC		PBC2104		19,05	
2.0	07.93-04.99		CMC		PBC2104		19,05	
2.0 Syncro	08.95-04.99		CMC		PBC2104		19,05	
2.9 VR6	10.94-04.99		CMC		PBC2104		19,05	
2.9 VR6 Syncro	10.94-04.99		CMC		PBC2104		19,05	










Golf IV (1J1)								
1.4, 1.6, 1.8, 1.8 Turbo, 1.9 SDI, 1.9 TDI, 2.3 VR5, 2.9 VR6 Syncro -ESP LHD	10.97-		BMC		PBC1915		23,81	
1.4 16V	08.97-		CMC		PBC2111		15,87	
1.6, 1.6 16V, 1.6 FSI	08.97-		CMC		PBC2111		15,87	
1.8, 1.8 4motion, 1.8 T, 1.8 T GTI	08.97-		CMC		PBC2111		15,87	
1.9 SDI, TDI, TDI 4motion	08.97-		CMC		PBC2111		15,87	
2.0, 2.0 4motion	07.98-		CMC		PBC2111		15,87	
2.3 V5, V5 4motion	08.97-		CMC		PBC2111		15,87	
2.8 V6 4motion	03.99-		CMC		PBC2111		15,87	
1.4 16V	08.97-		CSC		PBC3216		23,81	
1.6 75kW	08.00-		CSC		PBC3216		23,81	
1.6 74kW	08.97-02.00		CSC		PBC3216		23,81	
1.6 16V	02.00-		CSC		PBC3216		23,81	
1.9 SDI	08.97-		CSC		PBC3216		23,81	

Golf IV Cabrio (1E7)								
1.6, 1.8, 1.9 TDI, 2.0	06.98-06.02		CMC		PBC2104		19,05	

Golf IV Variant (1J5)								
1.4 16V	05.99-		CMC		PBC2111		15,87	
1.6	05.99-02.00		CMC		PBC2111		15,87	
1.9 SDI, TDI, TDI 4motion	05.99-		CMC		PBC2111		15,87	
2.0	05.99-		CMC		PBC2111		15,87	
2.3 VR5	09.00-		CMC		PBC2111		15,87	FTE



# VOLKSWAGEN

				PATRON REF.			 mm	BRAKE SYSTEM	
									

## Golf IV Variant (1J5)

1.4 16V	05.99–		CSC		PBC3216		23,81		
1.6 16V	02.00–		CSC		PBC3216		23,81		
1.6 74kW	05.99–02.00		CSC		PBC3216		23,81		
1.6 75kW	08.00–		CSC		PBC3216		23,81		
1.9 SDI	05.99–		CSC		PBC3216		23,81		

## Golf V (1K1)

1.4 16V, 1.4 FSI, 1.6 FSI, 1.9 TDI, 2.0 TDI, 2.0 TDI 16V (→Ch. 1K6W078889) LHD	10.03–11.08		BMC		PBC1325		22,20	ATE	
1.4 TSI (→Ch. 1K6W078889) LHD	11.05–11.08		BMC		PBC1325		22,20	ATE	
1.6, 1.9 TDI 4motion, 2.0 FSI, 2.0 FSI 4motion, 2.0 SDI, 2.0 TDI 16V 4motion, 2.0 TDI 4motion (→Ch. 1K6W078889) LHD	2004–11.08		BMC		PBC1325		22,20	ATE	
1.8 GTI -ESP	08.06–11.08		BMC		PBC1915		23,81	BOSCH	
2.0 GTI (→Ch. 1K6W078888) LHD	10.04–10.05		BMC		PBC1325		22,20	ATE	
1.8 GTI	08.06–11.08		CMC		PBC2111		15,87	FTE	

## Golf V Variant (1K5)

1.4, 1.4 TSI, 1.6, 1.6 MultiFuel, 1.9 TDI, 2.0 TDI, 2.0 TDI 4motion LHD	06.07–11.08		BMC		PBC1325		22,20	ATE	
1.4 TSI, 1.9 TDI 4motion, 2.0 LHD	01.08–06.09		BMC		PBC1325		22,20	ATE	

## Golf V Plus

1.4/FSI/16V, 1.6, 1.6 FSI, 1.9 TDI, 2.0 FSI/TDI (→Ch. 1K6565000)	01.05–		BMC		PBC1325		22,20	ATE	
---	--------	--	-----	--	---------	--	-------	-----	--

## Golf VI (5K1)

1.2 TSI, 1.6 BiFuel, 1.6 TDI, 2.0 GTi, 2.0 TDI 4motion LHD	2009–11.12		BMC		PBC1325		22,20	ATE	
1.4, 1.4 TSI, 1.6, 1.6 MultiFuel LHD	10.08–11.12		BMC		PBC1325		22,20	ATE	
1.8 TSI LHD	06.09–01.11		BMC		PBC1325		22,20	ATE	
2.0 TDI LHD	10.08–05.13		BMC		PBC1325		22,20	ATE	
2.0 R 4motion LHD	11.09–11.13		BMC		PBC1325		22,20	ATE	

## Golf VI Cabrio (517)

1.2 TSI, 1.4 TSI, 1.6 TDI, 2.0 TDI, 2.0 TSI LHD	2011–		BMC		PBC1325		22,20	ATE	
---	-------	--	-----	--	---------	--	-------	-----	--








## Golf VI Variant (AJ5)

1.2 TSI, 1.4, 1.4 TSI, 1.6, 1.6 TDI, 1.6 TDI 4motion, 2.0 TDI, 2.0 TDI 16V LHD	07.09–		BMC		PBC1325		22,20	ATE	
---	--------	--	-----	--	---------	--	-------	-----	--










## Golf Van

1.1, 1.3, 1.6 D, 1.6 TD -PFS	1980–1984		BMC		PBC1801		20,64	ATE	
1.3, 1.6 D, 1.6 TD +PFS	1984–1992		BMC		PBC1803		20,64	ATE	
1.1	1980–1983	R	WC		PBC4913		14,29	ATE/FAG	cast iron
1.3, 1.6 D, 1.6 TD	1980–1992	R	WC		PBC4913		14,29	ATE/FAG	cast iron
1.9 TDI, 2.8 VR6, 2.0 GTI	08.95–09.97		CMC		PBC2104		19,05		
1.9 CL	08.91–07.95		CMC		PBC2104		19,05		
1.9 CL Variant	08.93–07.98		CMC		PBC2104		19,05		
1.9 TDI Variant	08.93–07.96		CMC		PBC2104		19,05		
1.9 TDI CL	05.96–12.99		CMC		PBC2104		19,05		
1.9 TDI CL, 2.8 VR6, 2.0 GTI	08.91–07.95		CMC		PBC2104		19,05		

# VOLKSWAGEN

					PATRON REF.			∅ mm	BRAKE SYSTEM	
										
<b>Jetta</b>										
1.1	+Servo -PFS	1981 – 1983		BMC		PBC1801		20,64		
1.3	+Servo -PFS	1980 – 1984		BMC		PBC1801		20,64		
1.3		1984 – 1991		BMC		PBC1803		20,64		
1.5	+Servo -PFS	1980 – 1984		BMC		PBC1801		20,64		
1.6	+Servo -PFS	1980 – 1984		BMC		PBC1801		20,64		
1.6		1984 – 1991		BMC		PBC1803		20,64		
1.6 D	+Servo -PFS	1981 – 1984		BMC		PBC1801		20,64		
1.6 D		1984 – 1989		BMC		PBC1803		20,64		
1.6 D		08.89–07.92		BMC		PBC1835		20,64		
1.6 TD	+Servo -PFS	1980 – 1984		BMC		PBC1801		20,64		
1.6 TD		1984 – 1991		BMC		PBC1803		20,64		
1.6 TD		08.89–07.92		BMC		PBC1835		20,64		
1.8 Syncro		08.87–07.92		BMC		PBC1803		20,64		
1.8 8V		08.83–07.89		BMC		PBC1803		20,64		
1.8 16V		02.86–10.88		BMC		PBC1803		20,64		
1.8 16V		11.88–07.92		BMC		PBC1834		22,22		
1.8 Exc.16V		08.89–07.92		BMC		PBC1835		20,64		
1.6, 1.6 FSI, 1.9 TDI, 2.0 FSI/TDI/TFSI		2005 –		BMC		PBC1325		22,20	ATE	
1.1		1981 – 1983	R	WC		PBC4913		14,29		cast iron
1.1 Auto		1981 – 1983	R	WC		PBC4326		17,46		aluminium
1.1 Auto		1981 – 1983	R	WC		PBC4912		17,46		cast iron
1.3		1980 – 1991	R	WC		PBC4913		14,29		cast iron
1.3 Auto		1980 – 1991	R	WC		PBC4326		17,46		aluminium
1.3 Auto		1980 – 1991	R	WC		PBC4912		17,46		cast iron
1.5		1980 – 1984	R	WC		PBC4913		14,29		cast iron
1.5 Auto		1980 – 1984	R	WC		PBC4326		17,46		aluminium
1.5 Auto		1980 – 1984	R	WC		PBC4912		17,46		cast iron
1.6 Exc. GLi Man		1980 – 1992	R	WC		PBC4913		14,29		cast iron
1.6 Exc. GLi Auto		1980 – 1992	R	WC		PBC4326		17,46		aluminium
1.6 Exc. GLi Auto		1980 – 1992	R	WC		PBC4912		17,46		cast iron
1.6		1980 – 07.83	R	WC		PBC4913		14,29		cast iron
1.6 GLi		1980 – 1992	R	WC		PBC4326		17,46		aluminium
1.6 GLi		1980 – 1992	R	WC		PBC4912		17,46		cast iron
1.6 D Man		1981 – 1989	R	WC		PBC4913		14,29		cast iron
1.6 D Auto		1981 – 1989	R	WC		PBC4912		17,46		cast iron
1.6 D Auto		1981 – 1989	R	WC		PBC4326		17,46		aluminium
1.6 D		08.80–07.83	R	WC		PBC4913		14,29		cast iron
1.6 TD Man		1984 – 1991	R	WC		PBC4913		14,29		cast iron
1.6 TD Auto		1984 – 1991	R	WC		PBC4912		17,46		cast iron
1.6 TD Auto		1984 – 1991	R	WC		PBC4326		17,46		aluminium
1.6 TD		08.82–07.83	R	WC		PBC4326		17,46		aluminium
1.6 TD		08.82–07.83	R	WC		PBC4912		17,46		cast iron
1.7		08.80–07.83	R	WC		PBC4912		17,46		cast iron
1.7		08.80–07.83	R	WC		PBC4326		17,46		aluminium
1.8 Syncro		1985 – 1992	R	WC		PBC4372		19,05		aluminium
1.8 Syncro		1985 – 1992	R	WC		PBC4290		19,05		cast iron
1.8		08.82–07.83	R	WC		PBC4912		17,46		cast iron
1.8		08.82–07.83	R	WC		PBC4326		17,46		aluminium
1.8 Exc. Syncro Auto		1984 – 1992	R	WC		PBC4912		17,46		cast iron
1.8 Exc. Syncro Auto		1984 – 1992	R	WC		PBC4326		17,46		aluminium
1.8 Exc. Syncro Man		1984 – 1992	R	WC		PBC4913		14,29		cast iron

# VOLKSWAGEN

				PATRON REF.			 mm	BRAKE SYSTEM	
									









Jetta III (1H2)									
1.6 Auto, 1.8, 1.9 TD (Ch. 1HZS430001→)	11.91–09.98	R	WC		PBC4290		19,05	ATE/FTE	cast iron
1.6, 1.8 Auto, 1.9 TDI	01.92–09.98	R	WC		PBC4290		19,05	ATE/FTE	cast iron
1.6, 1.8, 1.9 TD (→Ch. 1HS430000)	11.91–09.98	R	WC		PBC4326		17,46	ATE	aluminium
1.4, 1.6, 1.8, 1.9 D, 1.9 SDI	11.91–09.98	R	WC		PBC4326		17,46	ATE	aluminium
1.9 TDI	-ABS 09.93–04.96	R	WC		PBC4326		17,46	ATE	aluminium
1.8, 1.9 TD, 1.9 TDI	-ABS 05.96–09.98	R	WC		PBC4371		15,87	FTE	aluminium
2.0	-ABS 11.91–09.98	R	WC		PBC4371		15,87	FTE	aluminium
1.6, 1.8, 1.9 TD, 1.9 TDI	-ABS 11.91–09.98	R	WC		PBC4372		19,05	ATE/FTE	aluminium
1.4, 1.6, 1.9 D/SDI/TDI, 2.0, 2.8 VR6	11.91–12.97	R	WC		PBC4372		19,05	ATE/FTE	aluminium
1.8 Auto	01.92–09.98	R	WC		PBC4372		19,05	ATE/FTE	aluminium
1.6, 1.8, 1.9 TD (→Ch. 1HS430000)	01.92–09.98	R	WC		PBC4912		17,46	ATE	cast iron
1.6, 1.9 TDI, 2.0, 2.8 VR6	01.92–12.97	R	WC		PBC4912		17,46	ATE	cast iron
1.4, 1.8, 1.9 D, 1.9 SDI	11.91–09.98	R	WC		PBC4912		17,46	ATE	cast iron
1.8, 1.9 D, 1.9 TD	11.91–09.98	R	WC		PBC4999		15,87	FTE	cast iron
2.0	-ABS 11.91–09.98	R	WC		PBC4999		15,87	FTE	cast iron
1.4, 1.6, 1.8, 1.9 D, 1.9 SDI, 2.0	LHD 11.91–12.97		CMC		PBC2104		19,05	ATE	cast iron
1.8, 1.9 TDI, 2.8 VR6	LHD 01.92–09.98		CMC		PBC2104		19,05	ATE	cast iron
1.4, 1.6, 1.8, 1.9 D, 2.0	11.91–12.97		CSC		PBC8106		23,81	FTE	cast iron
1.8, 1.9 TDI, 2.8 VR6	01.92–09.98		CSC		PBC8106		23,81	FTE	cast iron

Jetta III (1K2)									
1.4 TSI, 1.6 MultiFuel, 1.6 TDI, 2.5 FSI LHD	2008–10.10		BMC		PBC1325		22,20	ATE	aluminium
1.4 TSI, 1.6, 1.6 FSI, 1.9 TDI, 2.0 FSI, 2.0 TDI, 2.0 TDI 16V, 2.0 TFSI (→Ch. 1K6741206) LHD	2005–10.10		BMC		PBC1325		22,20	ATE	aluminium
2.5 FSI (Ch. 1K6741207→) LHD	01.06–06.08		BMC		PBC1325		22,20	ATE	aluminium
1.9 TDI LHD	08.05–10.10		CMC		PBC2111		15,87	FTE	aluminium

Jetta IV (1J2)									
1.6, 1.9 SDI, 1.9 TDI, 2.0, 2.3 V5 -ESP LHD	10.98–05.05		BMC		PBC1915		23,81	BOSCH	cast iron
1.8, 1.8 4motion -ESP LHD	10.98–10.00		BMC		PBC1915		23,81	BOSCH	cast iron
2.3 V5 4motion, 2.8 V6 4motion -ESP LHD	01.99–05.05		BMC		PBC1915		23,81	BOSCH	cast iron
1.4 16V -ESP LHD	03.00–12.04		BMC		PBC1915		23,81	BOSCH	cast iron
1.6 16V, 1.8 T, 1.9 TDI 4motion, 2.0 4motion, 2.3 V5, 2.3 V5 4motion -ESP LHD	2000–05.05		BMC		PBC1915		23,81	BOSCH	cast iron
1.6 FSI	01.02–05.05		BMC		PBC1915		23,81	BOSCH	cast iron
1.6, 1.8, 1.9 SDI, 1.9 TDI, 2.0, 2.3 V5 LHD	10.98–12.04		CMC		PBC2111		15,87	FTE	aluminium
1.8 4motion, 1.9 TDI 4motion, 2.3 V5 4motion, 2.8 V6 4motion LHD	02.99–12.04		CMC		PBC2111		15,87	FTE	aluminium
1.4 16V, 1.6 16V, 1.8 T, 2.0 4motion LHD	2000–12.04		CMC		PBC2111		15,87	FTE	aluminium
1.6 FSI LHD	01.02–12.04		CMC		PBC2111		15,87	FTE	aluminium
1.6, 1.8, 1.9 SDI, 1.9 TDI, 2.0, 2.3 V5	10.98–12.04		CSC		PBC3216		23,81		with shift linkage
1.8 4motion, 1.9 TDI 4motion, 2.3 V5 4motion, 2.8 V6 4motion	02.99–12.04		CSC		PBC3216		23,81		with shift linkage
1.4 16V, 1.6 16V, 1.8 T, 2.0 4motion	2000–12.04		CSC		PBC3216		23,81		with shift linkage
1.6 FSI	01.02–12.04		CSC		PBC3216		23,81		with shift linkage

Jetta IV (1J6)									
1.6, 1.8 4motion, 1.9 TDI, 1.9 TDI 4motion, 2.0, 2.3 V5, 2.8 V6 4motion LHD -ESP	05.99–05.05		BMC		PBC1915		23,81	BOSCH	cast iron
1.6 16V, 1.8 T, 2.0 4motion, 2.3 V5 4motion LHD -ESP	2000–05.05		BMC		PBC1915		23,81	BOSCH	cast iron
2.8 VR6 LHD -ESP	03.00–05.00		BMC		PBC1915		23,81	BOSCH	cast iron

# VOLKSWAGEN

				PATRON REF.			∅ mm	BRAKE SYSTEM	
									

Jetta IV (1J6)										
1.4 16V	LHD -ESP	09.01-05.05		BMC		PBC1915		23,81	BOSCH	cast iron
1.6 FSI	LHD -ESP	01.02-05.05		BMC		PBC1915		23,81	BOSCH	cast iron
1.6, 1.8 4motion, 1.9 TDI, 1.9 TDI 4motion, 2.0, 2.3 V5, 2.3 V5 4motion, 2.8 V6 4motion	LHD	05.99-12.04		CMC		PBC2111		15,87	FTE	aluminium
1.6 16V, 1.8 T, 2.0 4motion	LHD	2000-12.04		CMC		PBC2111		15,87	FTE	aluminium
2.8 VR6	LHD	03.00-05.00		CMC		PBC2111		15,87	FTE	aluminium
1.4 16V	LHD	09.01-12.04		CMC		PBC2111		15,87	FTE	aluminium
1.6 FSI	LHD	01.02-12.04		CMC		PBC2111		15,87	FTE	aluminium
1.6, 1.8 4motion, 1.9 TDI, 1.9 TDI 4motion, 2.0, 2.3 V5, 2.3 V5 4motion, 2.8 V6 4motion		05.99-12.04		CSC		PBC3216		23,81		with shift linkage
1.6 16V, 1.8 T, 2.0 4motion		2000-12.04		CSC		PBC3216		23,81		with shift linkage
1.4 16V		09.01-12.04		CSC		PBC3216		23,81		with shift linkage
1.6 FSI		01.02-12.04		CSC		PBC3216		23,81		with shift linkage










Jetta VI (AJ5)										
1.2 TSI, 1.4, 1.4 TSI, 1.6, 1.6 TDI, 1.6 TDI 4motion, 2.0 TDI, 2.0 TDI 16V		2009-		BMC		PBC1325		22,20	ATE	aluminium

LT										
28-35-46 2.5 TDi, 2.8 TDI	+ABS	05.01-08.01		BMC		PBC1952		23,81		
28 A II models		04.75-	R	WC		PBC4283		25,40		
31 All models		04.75-	R	WC		PBC4283		25,40		
35 All models		04.75-10.90	R	WC		PBC4283		25,40		single wheel
35 All models		04.75-10.90	R	WC		PBC4244		25,40		twin wheels
35 All models		11.90-	R	WC		PBC4244		25,40		
40 All models		08.78-	R	WC		PBC4244		25,40		
45 All models		08.78-	R	WC		PBC4244		25,40		
50 All models		12.82-	R	WC		PBC4244		25,40		
55 All models		08.85-	R	WC		PBC4244		25,40		
28-35-46 2.5 TDi, 2.8 TDI		05.01-06.06		CMC		PBC2125		19,05		
28-35-46 2.5 TDi		05.01-06.06		CSC		PBC3810		22,22	FTE	

Lupo (6X1, 6E1)										
1.0		10.98-		BMC		PBC1865		20,64		
1.4 16V		10.98-		BMC		PBC1865		20,64		
1.4 TDI		05.99-		BMC		PBC1865		20,64		
1.7 SDI		10.98-		BMC		PBC1865		20,64		
1.0, 1.4 16V/TDI, 1.7 SDI		10.98-	R	WC		PBC4371		15,87		aluminium
1.0	-ABS	1998-	R	WC		PBC4326		17,46		aluminium
1.0	-ABS	1998-	R	WC		PBC4912		17,46		cast iron
1.4	-ABS	1998-	R	WC		PBC4326		17,46		aluminium
1.4	-ABS	1998-	R	WC		PBC4912		17,46		cast iron
1.2 TDI	-ABS	1998-	R	WC		PBC4326		17,46		aluminium
1.2 TDI	-ABS	1998-	R	WC		PBC4912		17,46		cast iron
1.7 SDI	-ABS	1998-	R	WC		PBC4912		17,46		cast iron
1.7 SDI	-ABS	1998-	R	WC		PBC4326		17,46		aluminium
1.0, 1.4 16V/TDI, 1.7 SDI		10.98-	R	WC		PBC4999		15,87		

Lupo Van										
1.0, 1.4/TDI	-ABS -ESP	06.02-07.05		BMC		PBC1865		20,64	ATE	
1.7 SDi		06.02-07.05		BMC		PBC1865		20,64	ATE	

# VOLKSWAGEN

				PATRON REF.				mm	BRAKE SYSTEM	
										










Lupo Van										
1.0, 1.4/TDI	-ABS	06.02-07.05	R	WC		PBC4371		15,87	FTE	aluminium
1.0, 1.4/TDI	+ABS	06.02-07.05	R	WC		PBC4912		17,46	ATE	
1.7 SDi		06.02-07.05	R	WC		PBC4371		15,87	FTE	aluminium

Multivan (Type 4)										
2.5, 2.5 Camper, 2.5 TDI, 2.8 VR6 (1LE/1LP)	+ABS	10.99-04.03		BMC		PBC1265		23,81		
2.5, 2.5 Camper, 2.5 TDI, 2.8 VR6 (1LU)	-ABS	10.99-04.03		BMC		PBC1198		25,40		
2.0, 2.5, 2.5 TDI, 2.8 VR6		05.96-04.97		CSC		PBC8106		23,81		

New Beetle										
1.9 TD, 2.0	LHD -ESP	01.98-		BMC		PBC1915		23,81		
1.6, 1.8 T, 1.9 TDI, 2.0 (9C1, 1C1)		10.99-		CMC		PBC2111		15,87		
2.5 Turbo	LHD	07.05-		CMC		PBC2111		15,87	FTE	

Passat (1973-1984)										
1.3 Man Saloon, Hatchback	+Servo -PFS	1973 - 1984		BMC		PBC1801		20,64		
1.3 Auto Saloon, Hatchback	+Servo +PFS	1973 - 1980		BMC		PBC1820		20,64		
1.3 S.Wagon	+PFS	1973 - 1980		BMC		PBC1820		20,64		
1.5 Man Saloon, Hatchback	+Servo -PFS	1973 - 1975		BMC		PBC1801		20,64		
1.5 Auto Saloon, Hatchback	+PFS	1973 - 1975		BMC		PBC1820		20,64		
1.5 S.Wagon	+PFS	1973 - 1975		BMC		PBC1820		20,64		
1.5 D	+PFS	1977 - 1980		BMC		PBC1820		20,64		
1.6 Man Saloon, Hatchback	+Servo -PFS	1975 - 1984		BMC		PBC1801		20,64		
1.6 Auto Saloon, Hatchback	+PFS	1975 - 1980		BMC		PBC1820		20,64		
1.8 Man Saloon, Hatchback	+Servo -PFS	1983 - 1984		BMC		PBC1801		20,64		
1.9 Man Saloon, Hatchback	+Servo -PFS	1981 - 1984		BMC		PBC1801		20,64		
2.0 Man Saloon, Hatchback	+Servo -PFS	1983 - 1984		BMC		PBC1801		20,64		
1.3 Man Saloon, Hatchback		1973 - 1984	R	WC		PBC4913		14,29		cast iron
1.3 Man Saloon, Hatchback		1973 - 1984	R	WC		PBC4999		15,87		
1.3 Man Saloon, Hatchback		1973 - 1984	R	WC		PBC4371		15,87		aluminium
1.3 Auto Saloon, Hatchback		1973 - 1984	R	WC		PBC4912		17,46		cast iron
1.3 Auto Saloon, Hatchback		1973 - 1984	R	WC		PBC4326		17,46		aluminium
1.3 S.Wagon		1973 - 1984	R	WC		PBC4912		17,46		cast iron
1.3 S.Wagon		1973 - 1984	R	WC		PBC4326		17,46		aluminium
1.5 Man Saloon, Hatchback		1973 - 1975	R	WC		PBC4913		14,29		cast iron
1.5 Auto Saloon, Hatchback		1973 - 1975	R	WC		PBC4912		17,46		cast iron
1.5 Auto Saloon, Hatchback		1973 - 1975	R	WC		PBC4326		17,46		aluminium
1.5 S.Wagon		1973 - 1975	R	WC		PBC4326		17,46		aluminium
1.5 S.Wagon		1973 - 1975	R	WC		PBC4912		17,46		cast iron
1.5 D Man Saloon, Hatchback		1977 - 1980	R	WC		PBC4913		14,29		cast iron
1.5 D Auto Saloon, Hatchback		1977 - 1980	R	WC		PBC4912		17,46		cast iron
1.5 D Auto Saloon, Hatchback		1977 - 1980	R	WC		PBC4326		17,46		aluminium
1.5 D S.Wagon		1977 - 1980	R	WC		PBC4912		17,46		cast iron
1.5 D S.Wagon		1977 - 1980	R	WC		PBC4326		17,46		aluminium
1.6 Man Saloon, Hatchback		09.75-07.81	R	WC		PBC4913		14,29		cast iron
1.6 Man Saloon, Hatchback		08.81-07.84	R	WC		PBC4999		15,87		
1.6 Man Saloon, Hatchback		08.81-07.84	R	WC		PBC4371		15,87		aluminium
1.6 Auto Saloon, Hatchback		1975 - 1984	R	WC		PBC4912		17,46		cast iron
1.6 Auto Saloon, Hatchback		1975 - 1984	R	WC		PBC4326		17,46		aluminium
1.6 S.Wagon		1975 - 1984	R	WC		PBC4912		17,46		cast iron

# VOLKSWAGEN

				PATRON REF.			 mm	BRAKE SYSTEM	
									

Passat (1973–1984)									
1.6 S.Wagon	1975 – 1984	R	WC		PBC4326		17,46		aluminium
1.6 D Man Saloon, Hatchback	09.75 – 07.81	R	WC		PBC4913		14,29		cast iron
1.6 D Man Saloon, Hatchback	08.81 – 07.84	R	WC		PBC4999		15,87		
1.6 D Man Saloon, Hatchback	08.81 – 07.84	R	WC		PBC4371		15,87		aluminium
1.6 D Auto Saloon, Hatchback	1975 – 1984	R	WC		PBC4912		17,46		cast iron
1.6 D Auto Saloon, Hatchback	1975 – 1984	R	WC		PBC4326		17,46		aluminium
1.6 D S.Wagon	1975 – 1984	R	WC		PBC4912		17,46		cast iron
1.6 D S.Wagon	1975 – 1984	R	WC		PBC4326		17,46		aluminium
1.6 TD Man Saloon, Hatchback	1981 – 1984	R	WC		PBC4913		14,29		cast iron
1.6 TD Man Saloon, Hatchback	1981 – 1984	R	WC		PBC4999		15,87		
1.6 TD Auto Saloon, Hatchback	1981 – 1984	R	WC		PBC4912		17,46		cast iron
1.6 TD Auto Saloon, Hatchback	1981 – 1984	R	WC		PBC4326		17,46		aluminium
1.6 TD S.Wagon	1981 – 1984	R	WC		PBC4912		17,46		cast iron
1.6 TD S.Wagon	1981 – 1984	R	WC		PBC4326		17,46		aluminium
1.8 Man Saloon, Hatchback	1983 – 1984	R	WC		PBC4913		14,29		cast iron
1.8 Man Saloon, Hatchback	1983 – 1984	R	WC		PBC4999		15,87		
1.8 Auto Saloon, Hatchback	1983 – 1984	R	WC		PBC4912		17,46		cast iron
1.8 Auto Saloon, Hatchback	1983 – 1984	R	WC		PBC4326		17,46		aluminium
1.9 Man Saloon, Hatchback	1981 – 1984	R	WC		PBC4913		14,29		cast iron
1.9 Man Saloon, Hatchback	1981 – 1984	R	WC		PBC4999		15,87		
1.9 Auto Saloon, Hatchback	1981 – 1984	R	WC		PBC4326		17,46		aluminium
1.9 Auto Saloon, Hatchback	1981 – 1984	R	WC		PBC4912		17,46		cast iron
1.9 S.Wagon	1981 – 1984	R	WC		PBC4326		17,46		aluminium
1.9 S.Wagon	1981 – 1984	R	WC		PBC4912		17,46		cast iron
2.0 i Man Saloon, Hatchback	1983 – 1984	R	WC		PBC4913		14,29		cast iron
2.0 i Man Saloon, Hatchback	1983 – 1984	R	WC		PBC4999		15,87		
2.0 i Auto Saloon, Hatchback	1983 – 1984	R	WC		PBC4326		17,46		aluminium
2.0 i Auto Saloon, Hatchback	1983 – 1984	R	WC		PBC4912		17,46		cast iron
2.2 Variant	1981 – 07.81	R	WC		PBC4999		15,87		
2.2 Variant	08.81 – 1984	R	WC		PBC4912		17,46		cast iron
2.2 Variant	08.81 – 1984	R	WC		PBC4326		17,46		aluminium
2.2	08.81 – 07.84	R	WC		PBC4912		17,46		cast iron
2.2	08.81 – 07.84	R	WC		PBC4326		17,46		aluminium

Passat (1984–1988)									
1.3	-ABS LHD	1984 – 1985		BMC		PBC1864		20,64	
1.6	-ABS LHD	1984 – 1988		BMC		PBC1864		20,64	
1.6 D	-ABS LHD	1984 – 1988		BMC		PBC1864		20,64	
1.6 TD	-ABS LHD	1984 – 1988		BMC		PBC1864		20,64	
1.8	-ABS LHD	1984 – 1988		BMC		PBC1864		20,64	
2.0 i	-ABS LHD	1984 – 1988		BMC		PBC1864		20,64	
2.2	LHD	1985 – 03.88		BMC		PBC1862		22,22	
2.2 3	LHD	08.84 – 03.88		BMC		PBC1864		20,64	
1.3 Saloon, Hatchback	+PRV	1984 – 1985	R	WC		PBC4912		17,46	cast iron
1.3 Saloon, Hatchback	+PRV	1984 – 1985	R	WC		PBC4326		17,46	aluminium
1.3 Saloon, Hatchback	-PRV	1984 – 1985	R	WC		PBC4999		15,87	
1.3 S.Wagon		1984 – 1985	R	WC		PBC4326		17,46	aluminium
1.3 S.Wagon		1984 – 1985	R	WC		PBC4912		17,46	cast iron
1.6 Saloon, Hatchback	+PRV	1984 – 1988	R	WC		PBC4912		17,46	cast iron
1.6 Saloon, Hatchback	+PRV	1984 – 1988	R	WC		PBC4326		17,46	aluminium









# VOLKSWAGEN

				PATRON REF.				BRAKE SYSTEM	

Passat (1984–1988)										
1.6 Saloon, Hatchback	-PRV	1984 – 1988	R	WC		PBC4371		15,87		aluminium
1.6 Saloon, Hatchback	-PRV	1984 – 1988	R	WC		PBC4999		15,87		
1.6 S.Wagon		1984 – 1988	R	WC		PBC4326		17,46		aluminium
1.6 S.Wagon		1984 – 1988	R	WC		PBC4912		17,46		cast iron
1.6 D Saloon, Hatchback		1984 – 1988	R	WC		PBC4913		14,29		cast iron
1.6 D Saloon, Hatchback		1984 – 1988	R	WC		PBC4912		17,46		cast iron
1.6 D Saloon, Hatchback		1984 – 1988	R	WC		PBC4326		17,46		aluminium
1.6 D S.Wagon		1984 – 1988	R	WC		PBC4912		17,46		cast iron
1.6 D S.Wagon		1984 – 1988	R	WC		PBC4326		17,46		aluminium
1.6 TD S.Wagon		1984 – 1988	R	WC		PBC4912		17,46		cast iron
1.6 TD S.Wagon		1984 – 1988	R	WC		PBC4326		17,46		aluminium
1.6 TD Saloon, Hatchback		1984 – 1988	R	WC		PBC4913		14,29		cast iron
1.6 TD Saloon, Hatchback		1984 – 1988	R	WC		PBC4912		17,46		cast iron
1.6 TD Saloon, Hatchback		1984 – 1988	R	WC		PBC4326		17,46		aluminium
1.8 Saloon, Hatchback		1984 – 1988	R	WC		PBC4371		15,87		aluminium
1.8 Saloon, Hatchback		1984 – 1988	R	WC		PBC4326		17,46		aluminium
1.8 Saloon, Hatchback	+PRV	1984 – 1988	R	WC		PBC4912		17,46		cast iron
1.8 Saloon, Hatchback	-PRV	1984 – 1988	R	WC		PBC4999		15,87		
1.8 S.Wagon		1984 – 1988	R	WC		PBC4912		17,46		cast iron
1.8 S.Wagon		1984 – 1988	R	WC		PBC4326		17,46		aluminium
2.0 i Saloon, Hatchback	+PRV	1984 – 1988	R	WC		PBC4912		17,46		cast iron
2.0 i Saloon, Hatchback	-PRV	1984 – 1988	R	WC		PBC4999		15,87		
2.0 i Saloon, Hatchback		1984 – 1988	R	WC		PBC4326		17,46		aluminium
2.0 i S.Wagon		1984 – 1988	R	WC		PBC4912		17,46		cast iron
2.0 i S.Wagon		1984 – 1988	R	WC		PBC4326		17,46		aluminium
2.2		1984 – 1988	R	WC		PBC4912		17,46		cast iron
2.2		1984 – 1988	R	WC		PBC4326		17,46		aluminium
1.8 S.Wagon	LHD	08.84–03.88		CSC		PBC8105		22,22		
2.0 S.Wagon	LHD	08.84–03.88		CSC		PBC8105		22,22		
2.2 S.Wagon	LHD	08.85–03.88		CSC		PBC8105		22,22		

Passat (1988–1993)										
1.6		1988 – 1993		BMC		PBC1835		20,64		
1.6 TD		1988 – 1993		BMC		PBC1835		20,64		
1.8 i		1988 – 1993		BMC		PBC1834		22,22		
1.9 D		1989 – 1993		BMC		PBC1835		20,64		
1.9 TD		1992 – 1993		BMC		PBC1835		20,64		
2.0 i		1989 – 1993		BMC		PBC1834		22,22		
1.6		04.88–09.89	R	WC		PBC4290		19,05	ATE	cast iron
1.6		04.88–09.89	R	WC		PBC4372		19,05	ATE	aluminium
1.6		10.89–07.92	R	WC		PBC4299		20,64		cast iron
1.6		10.89–07.92	R	WC		PBC4374		20,64		aluminium
1.6 TD		1988 – 1993	R	WC		PBC4299		20,64		cast iron
1.6 TD		1988 – 1993	R	WC		PBC4374		20,64		aluminium
1.8 i		1988 – 1993	R	WC		PBC4299		20,64		cast iron
1.8 i		1988 – 1993	R	WC		PBC4374		20,64		aluminium
1.9 D		1989 – 1993	R	WC		PBC4299		20,64		cast iron
1.9 D		1989 – 1993	R	WC		PBC4374		20,64		aluminium
1.9 TD		1992 – 1993	R	WC		PBC4299		20,64		cast iron
1.9 TD		1992 – 1993	R	WC		PBC4374		20,64		aluminium

# VOLKSWAGEN









				PATRON REF.			∅ mm	BRAKE SYSTEM	
									
<b>Passat (1988–1993)</b>									
1.6 L TD 80PS	08.88–09.93		CMC		PBC2214		19,05		
1.6 L	08.91–07.92		CMC		PBC2214		19,05		
1.8 L	04.88–09.93		CMC		PBC2214		19,05		
1.8 L 16V 136PS	04.88–09.93		CMC		PBC2214		19,05		
1.8 L Syncro G60 160PS	09.89–07.93		CMC		PBC2214		19,05		
1.9 L D	05.89–09.93		CMC		PBC2214		19,05		
2.0 L 115PS	03.90–09.93		CMC		PBC2214		19,05		
2.0 L 16V 136PS	09.88–09.93		CMC		PBC2214		19,05		
2.0 L Syncro 115PS	10.90–07.93		CMC		PBC2214		19,05		
2.8 L VR6	06.91–09.93		CMC		PBC2214		19,05		
1.8 8V	04.88–07.90		CSC		PBC8106		23,81		
1.8 16V	04.88–07.92		CSC		PBC8106		23,81		
2.0	08.88–10.93		CSC		PBC8106		23,81		
2.8 VR6	06.91–10.93		CSC		PBC8106		23,81		

<b>Passat (1993–1996)</b>									
1.6	10.93–12.96		BMC		PBC1834		22,22		
1.8	10.93–12.96		BMC		PBC1834		22,22		
1.9 TDI	10.93–12.96		BMC		PBC1834		22,22		
2.0	10.93–12.96		BMC		PBC1834		22,22		
2.8 VR6	10.93–12.96		BMC		PBC1834		22,22		
2.9 VR6	10.93–12.96		BMC		PBC1834		22,22		
1.9 TDi	10.93–1996	R	WC		PBC4299		20,64		cast iron
1.9 TDi	10.93–1996	R	WC		PBC4374		20,64		aluminium
1.6	10.94–08.96		CMC		PBC2105		19,05		
1.8	10.93–08.96		CMC		PBC2105		19,05		
1.9 TD	10.93–08.96		CMC		PBC2105		19,05		
1.9 TDI	10.93–08.96		CMC		PBC2105		19,05		
2.0	10.93–08.96		CMC		PBC2105		19,05		
2.0 Syncro	10.93–08.96		CMC		PBC2105		19,05		
2.0 16V	01.94–08.96		CMC		PBC2105		19,05		
2.8 VR6	10.93–08.96		CMC		PBC2105		19,05		
1.6 SW	07.94–12.95		CMC		PBC2105		19,05		
1.8 SW	10.93–12.96		CMC		PBC2105		19,05		
1.9 TD SW	10.93–12.96		CMC		PBC2105		19,05		
1.9 TDI SW	10.93–12.96		CMC		PBC2105		19,05		
2.0 SW	10.93–12.96		CMC		PBC2105		19,05		
2.0 Syncro SW	10.93–12.96		CMC		PBC2105		19,05		
2.0 16V SW	01.94–12.96		CMC		PBC2105		19,05		
2.8 VR6 SW	10.93–12.96		CMC		PBC2105		19,05		
2.9 VR6 Syncro SW	01.94–12.96		CMC		PBC2105		19,05		
1.9 TD	10.93–1996		CSC		PBC8106		23,81		aluminium
1.9 TDi	10.93–1996		CSC		PBC8106		23,81		aluminium
1.9 TDi	10.93–1996		CSC		PBC8106		23,81		aluminium
2.8	10.93–1996		CSC		PBC8106		23,81		aluminium









<b>Passat (1996–2000)</b>									
1.6	LHD +ESP	1996–11.00		BMC		PBC1175		25,40	
1.6	+ESP	1996–11.00		BMC		PBC1284		23,81	











# VOLKSWAGEN

				PATRON REF.			Ø mm	BRAKE SYSTEM	
									
<b>Passat (1996–2000)</b>									
1.6 3B2 (→Ch. 3BX800000) -ESP	10.96–		BMC		PBC1889		23,81		
1.6 3B2 (Ch. 3BY000001→) LHD -ESP	– 11.00		BMC		PBC1922		25,40		
1.6 3B5 Variant (→Ch. 3BX800000) -ESP	06.97–		BMC		PBC1889		23,81		
1.6 3B5 Variant (Ch. 3BY000001→) LHD -ESP	– 11.00		BMC		PBC1922		25,40		
1.6 Variant LHD +ESP	1996 – 11.00		BMC		PBC1175		25,40		
1.8 LHD +ESP	1996 – 11.00		BMC		PBC1175		25,40		
1.8 +ESP	1996 – 11.00		BMC		PBC1284		23,81		
1.8 Variant LHD +ESP	1996 – 11.00		BMC		PBC1175		25,40		
1.8 4WD LHD +ESP	05.99 – 10.00		BMC		PBC1175		25,40		
1.8 4WD Variant LHD +ESP	05.99 – 10.00		BMC		PBC1175		25,40		
1.8 20V 3B2 (→Ch. 3BX800000) -ESP	10.96–		BMC		PBC1889		23,81		
1.8 20V 3B2 (Ch. 3BY000001→) LHD -ESP	– 11.00		BMC		PBC1922		25,40		
1.8 20V 3B5 Variant (→Ch. 3BX800000) -ESP	06.97–		BMC		PBC1889		23,81		
1.8 20V 3B5 Variant (Ch. 3BY000001→) LHD -ESP	– 11.00		BMC		PBC1922		25,40		
1.8 20V Syncro 3B2 (→Ch. 3BX800000) -ESP	06.97–		BMC		PBC1889		23,81		
1.8 20V Syncro 3B2 (Ch. 3BY000001→) LHD -ESP	– 11.00		BMC		PBC1922		25,40		
1.8 20V Syncro 3B5 Variant (→Ch. 3BX800000) -ESP	06.97–		BMC		PBC1889		23,81		
1.8 20V Syncro 3B5 Variant (Ch. 3BY000001→) LHD -ESP	– 11.00		BMC		PBC1922		25,40		
1.8 T 20V 3B2 (→Ch. 3BX800000) -ESP	10.96–		BMC		PBC1889		23,81		
1.8 T 20V 3B2 (Ch. 3BY000001→) LHD -ESP	10.96–		BMC		PBC1922		25,40		
1.8 T 20V 3B5 Variant (→Ch. 3BX800000) -ESP	06.97–		BMC		PBC1889		23,81		
1.8 T 20V 3B5 Variant (Ch. 3BY000001→) LHD -ESP	06.97–		BMC		PBC1922		25,40		
1.9 TDI LHD +ESP	1996 – 11.00		BMC		PBC1175		25,40		
1.9 TDI +ESP	1996 – 11.00		BMC		PBC1284		23,81		
1.9 TDI 3B2 66kW (→Ch. 3BX800000) -ESP	10.96–		BMC		PBC1889		23,81		
1.9 TDI 3B2 66kW (Ch. 3BY000001→) LHD -ESP	– 11.00		BMC		PBC1922		25,40		
1.9 TDI 3B5 66kW Variant (→Ch. 3BX800000) -ESP	06.97–		BMC		PBC1889		23,81		
1.9 TDI 3B5 66kW Variant (Ch. 3BY000001→) LHD -ESP	– 11.00		BMC		PBC1922		25,40		
1.9 TDI 3B2 81kW (→Ch. 3BX800000) -ESP	10.96–		BMC		PBC1889		23,81		
1.9 TDI 3B2 81kW (Ch. 3BY000001→) LHD -ESP	– 11.00		BMC		PBC1922		25,40		
1.9 TDI 3B5 81kW Variant (→Ch. 3BX800000) -ESP	06.97–		BMC		PBC1889		23,81		
1.9 TDI 3B5 81kW Variant (Ch. 3BY000001→) LHD -ESP	– 11.00		BMC		PBC1922		25,40		
1.9 TDI Syncro 3B2 (→Ch. 3BX800000) -ESP	06.97–		BMC		PBC1889		23,81		
1.9 TDI Syncro 3B2 (Ch. 3BY000001→) LHD -ESP	– 11.00		BMC		PBC1922		25,40		
1.9 TDI Syncro 3B5 Variant (→Ch. 3BX800000) -ESP	06.97–		BMC		PBC1889		23,81		
1.9 TDI Syncro 3B5 Variant (Ch. 3BY000001→) LHD -ESP	– 11.00		BMC		PBC1922		25,40		
1.9 TDI 3B2 (→Ch. 3BX800000) -ESP	08.98–		BMC		PBC1889		23,81		
1.9 TDI 3B2 (Ch. 3BY000001→) LHD -ESP	– 11.00		BMC		PBC1922		25,40		
1.9 TDI 3B5 Variant (→Ch. 3BX800000) -ESP	08.98–		BMC		PBC1889		23,81		
1.9 TDI 3B5 Variant (Ch. 3BY000001→) LHD -ESP	– 11.00		BMC		PBC1922		25,40		
1.9 TDI Variant LHD +ESP	1996 – 11.00		BMC		PBC1175		25,40		
1.9 TDI 4WD LHD +ESP	05.99 – 10.00		BMC		PBC1175		25,40		
1.9 TDI 4WD Variant LHD +ESP	05.99 – 10.00		BMC		PBC1175		25,40		
2.3 LHD +ESP	1996 – 11.00		BMC		PBC1175		25,40		
2.3 +ESP	1996 – 11.00		BMC		PBC1284		23,81		
2.3 Variant LHD +ESP	1996 – 11.00		BMC		PBC1175		25,40		
2.3 VR5 3B2 (→Ch. 3BX800000) -ESP	10.96–		BMC		PBC1889		23,81		









# VOLKSWAGEN

				PATRON REF.			Ø mm	BRAKE SYSTEM	
									
<b>Passat (1996–2000)</b>									
2.3 VR5 3B2 (Ch. 3BY000001→) LHD -ESP	- 11.00		BMC		PBC1922		25,40		
2.3 VR5 3B5 Variant (→Ch. 3BX800000) -ESP	06.97-		BMC		PBC1889		23,81		
2.3 VR5 3B5 Variant (Ch. 3BY000001→) LHD -ESP	- 11.00		BMC		PBC1922		25,40		
2.3 VR5 Syncro 3B2 (→Ch. 3BX800000) -ESP	10.97-		BMC		PBC1889		23,81		
2.3 VR5 Syncro 3B2 (Ch. 3BY000001→) LHD -ESP	- 11.00		BMC		PBC1922		25,40		
2.3 VR5 Syncro 3B5 Variant (→Ch. 3BX800000) -ESP	10.97-		BMC		PBC1889		23,81		
2.3 VR5 Syncro 3B5 Variant (Ch. 3BY000001→) LHD -ESP	- 11.00		BMC		PBC1922		25,40		
2.3 4WD LHD +ESP	05.99-10.00		BMC		PBC1175		25,40		
2.3 4WD Variant LHD +ESP	05.99-10.00		BMC		PBC1175		25,40		
2.5 TDI LHD +ESP	1996-11.00		BMC		PBC1175		25,40		
2.5 TDI +ESP	1996-11.00		BMC		PBC1284		23,81		
2.5 TDI Variant LHD +ESP	1996-11.00		BMC		PBC1175		25,40		
2.5 TDI 3B2 (→Ch. 3BX800000) -ESP	08.98-		BMC		PBC1889		23,81		
2.5 TDI 3B2 (Ch. 3BY000001→) LHD -ESP	07.98-		BMC		PBC1922		25,40		
2.5 TDI 3B5 Variant (→Ch. 3BX800000) -ESP	08.98-		BMC		PBC1889		23,81		
2.5 TDI 3B5 Variant (Ch. 3BY000001→) LHD -ESP	07.98-		BMC		PBC1922		25,40		
2.5 TDI Syncro 3B2 (→Ch. 3BX800000) -ESP	12.98-		BMC		PBC1889		23,81		
2.5 TDI Syncro 3B2 (Ch. 3BY000001→) LHD -ESP	12.98-		BMC		PBC1922		25,40		
2.5 TDI Syncro 3B5 Variant (→Ch. 3BX800000) -ESP	12.98-		BMC		PBC1889		23,81		
2.5 TDI Syncro 3B5 Variant (Ch. 3BY000001→) LHD -ESP	12.98-		BMC		PBC1922		25,40		
2.5 TDI 4WD LHD +ESP	05.99-10.00		BMC		PBC1175		25,40		
2.5 TDI 4WD Variant LHD +ESP	05.99-10.00		BMC		PBC1175		25,40		
2.8 LHD +ESP	1996-11.00		BMC		PBC1175		25,40		
2.8 +ESP	1996-11.00		BMC		PBC1284		23,81		
2.8 Variant LHD +ESP	1996-11.00		BMC		PBC1175		25,40		
2.8 30V 3B2 (→Ch. 3BX800000) -ESP	01.97-		BMC		PBC1889		23,81		
2.8 30V 3B2 (Ch. 3BY000001→) LHD -ESP	08.96-		BMC		PBC1922		25,40		
2.8 30V 3B5 Variant (→Ch. 3BX800000) -ESP	06.97-		BMC		PBC1889		23,81		
2.8 30V 3B5 Variant (Ch. 3BY000001→) LHD -ESP	06.97-		BMC		PBC1922		25,40		
2.8 30V Syncro 3B2 (→Ch. 3BX800000) -ESP	06.97-		BMC		PBC1889		23,81		
2.8 30V Syncro 3B2 (Ch. 3BY000001→) LHD -ESP	10.96-		BMC		PBC1922		25,40		
2.8 30V Syncro 3B5 Variant (→Ch. 3BX800000) -ESP	06.97-		BMC		PBC1889		23,81		
2.8 30V Syncro 3B5 Variant (Ch. 3BY000001→) LHD -ESP	06.97-		BMC		PBC1922		25,40		
2.8 4WD LHD +ESP	05.99-10.00		BMC		PBC1175		25,40		
2.8 4WD Variant LHD +ESP	05.99-10.00		BMC		PBC1175		25,40		
1.6 (Ch. 3BZV100001→) LHD	10.96-11.00		CMC		PBC2114		19,05		
1.6 74kW 3B2 (→Ch. 3BV100000) LHD	10.96-11.00		CMC		PBC2218		19,05		
1.6 74kW 3B5 Variant (→Ch. 3BV100000) LHD	06.97-11.00		CMC		PBC2218		19,05		
1.6 Variant (Ch. 3BZV100001→) LHD	06.97-11.00		CMC		PBC2114		19,05		
1.8 20V 92kW 3B2 (→Ch. 3BV100000) LHD	10.96-11.00		CMC		PBC2218		19,05		
1.8 (Ch. 3BZV100001→) LHD	01.97-11.00		CMC		PBC2114		19,05		
1.8 (Ch. 3BZV100001→) LHD	10.96-11.00		CMC		PBC2114		19,05		
1.8 Syncro/4motion LHD	10.96-09.00		CMC		PBC2114		19,05		
1.8 Syncro/4motion Variant LHD	06.97-09.00		CMC		PBC2114		19,05		
1.8 Variant (Ch. 3BZV100001→) LHD	06.97-11.00		CMC		PBC2114		19,05		
1.8 Variant (Ch. 3BZV100001→) LHD	06.97-11.00		CMC		PBC2114		19,05		
1.8 20V 92kW 3B5 Variant (→Ch. 3BV100000) LHD	06.97-11.00		CMC		PBC2218		19,05		
1.8 T (Ch. 3BZV100001→) LHD	10.96-11.00		CMC		PBC2114		19,05		

# VOLKSWAGEN









				PATRON REF.			∅ mm	BRAKE SYSTEM	
									
<b>Passat (1996–2000)</b>									
1.8 T 20V 110kW 3B2 (→Ch. 3BV100000) LHD	10.96–11.00		CMC		PBC2218		19,05		
1.8 T 20V 110kW 3B5 Variant (→Ch. 3BV100000) LHD	06.97–11.00		CMC		PBC2218		19,05		
1.8 T Variant (Ch. 3BZV100001→) LHD	06.97–11.00		CMC		PBC2114		19,05		
1.9 TDI (Ch. 3BZW070001→) LHD	10.96–11.00		CMC		PBC2114		19,05		
1.9 TDI LHD	10.00–11.00		CMC		PBC2114		19,05		
1.9 TDI 66kW 3B2 (→Ch. 3BW070000) LHD	10.96–11.00		CMC		PBC2218		19,05		
1.9 TDI 81kW 3B2 (→Ch. 3BW070000) LHD	10.96–11.00		CMC		PBC2218		19,05		
1.9 TDI 85kW 3B2 LHD	08.98–11.00		CMC		PBC2218		19,05		
1.9 TDI Syncro/4motion LHD	10.96–11.00		CMC		PBC2114		19,05		
1.9 TDI 66kW 3B5 Variant (→Ch. 3BW070000) LHD	06.97–11.00		CMC		PBC2218		19,05		
1.9 TDI 81kW 3B5 Variant LHD	06.97–11.00		CMC		PBC2218		19,05		
1.9 TDI 85kW 3B5 Variant LHD	08.98–11.00		CMC		PBC2218		19,05		
1.9 TDI Variant (Ch. 3BZW070001→) LHD	06.97–11.00		CMC		PBC2114		19,05		
1.9 TDI Variant LHD	10.00–11.00		CMC		PBC2114		19,05		
1.9 TDI Syncro/4motion Variant LHD	06.97–11.00		CMC		PBC2114		19,05		
2.0 LHD	10.00–11.00		CMC		PBC2114		19,05		
2.0 4motion LHD	10.00–11.00		CMC		PBC2114		19,05		
2.0 4motion Variant LHD	10.00–11.00		CMC		PBC2114		19,05		
2.0 Variant LHD	10.00–11.00		CMC		PBC2114		19,05		
2.3 VR5 (Ch. 3BZV100001→) LHD	10.96–11.00		CMC		PBC2114		19,05		
2.3 VR5 110kW 3B2 (→Ch. 3BV100000) LHD	10.96–11.00		CMC		PBC2218		19,05		
2.3 VR5 Syncro/4motion LHD	10.97–11.00		CMC		PBC2114		19,05		
2.3 VR5 110kW 3B5 Variant (→Ch. 3BV100000) LHD	06.97–11.00		CMC		PBC2218		19,05		
2.3 VR5 Syncro/4motion Variant LHD	10.97–11.00		CMC		PBC2114		19,05		
2.3 VR5 Variant (Ch. 3BZV100001→) LHD	06.97–11.00		CMC		PBC2114		19,05		
2.5 TDI 110kW 3B2 LHD	08.98–11.00		CMC		PBC2218		19,05		
2.5 TDI Syncro/4motion LHD	12.98–11.00		CMC		PBC2114		19,05		
2.5 TDI 110kW 3B5 Variant LHD	08.98–11.00		CMC		PBC2218		19,05		
2.5 TDI Syncro/4motion Variant LHD	12.98–11.00		CMC		PBC2114		19,05		
2.8 V6 (Ch. 3BZV100001→) LHD	08.96–11.00		CMC		PBC2114		19,05		
2.8 V6 142kW 3B2 (→Ch. 3BV100000) LHD	08.96–11.00		CMC		PBC2218		19,05		
2.8 V6 4motion LHD	09.99–11.00		CMC		PBC2114		19,05		
2.8 V6 142kW 3B5 Variant (→Ch. 3BV100000) LHD	06.97–11.00		CMC		PBC2218		19,05		
2.8 V6 4motion Variant LHD	09.99–11.00		CMC		PBC2114		19,05		
2.8 V6 Syncro/4motion LHD	10.96–11.00		CMC		PBC2114		19,05		
2.8 V6 Syncro/4motion Variant LHD	06.97–11.00		CMC		PBC2114		19,05		
2.8 V6 Variant (Ch. 3BZV100001→) LHD	06.97–11.00		CMC		PBC2114		19,05		
1.6, 1.8/T, 2.3 VR5, 2.5 TDI, 2.8 V6 Saloon (→Ch. 3BV100000)	10.96–11.00		CSC		PBC3622		22,20		
1.6, 1.8/T, 2.3 VR5, 2.5 TDI, 2.8 V6 Saloon (Ch. 3BV100001→)	10.96–11.00		CSC		PBC3120		22,20		cast iron
1.9 TDI/Syncro/4motion Saloon (→Ch. 3BW070000)	10.96–11.00		CSC		PBC3622		22,20		
1.9 TDI/Syncro/4motion Saloon (Ch. 3BW070001→)	10.96–11.00		CSC		PBC3120		22,20		cast iron
1.8, 2.0, 2.3 VR5 Syncro/4motion Saloon	10.96–11.00		CSC		PBC3120		22,20		cast iron
1.9 TDI/Syncro/4motion Variant (→Ch. 3BW070000)	06.97–11.00		CSC		PBC3622		22,20		
1.9 TDI/Syncro/4motion Variant (Ch. 3BW070001→)	06.97–11.00		CSC		PBC3120		22,20		cast iron
1.6, 1.8/T, 2.0/4motion, 2.3 VR5, 2.5 TDI, 2.8 V6 Variant	06.97–11.00		CSC		PBC3120		22,20		cast iron

# VOLKSWAGEN









				PATRON REF.			∅ mm	BRAKE SYSTEM	
									
<b>Passat (2000–2005)</b>									
1.6, 1.8, 1.9 TDI/4WD, 2.0/4WD, 2.3/4WD, 2.5 TDI/4WD, 2.8/4WD Saloon, Variant LHD +ESP			BMC		PBC1175		25,40		
1.9 TDI 3B2 74/96kW, 2.0 Saloon, Variant (Ch. 3BY000001→) LHD -ESP	11.00–		BMC		PBC1922		25,40		
2.3 VR5 Saloon, Variant (→Ch. 3BX800000) -ESP	11.00–		BMC		PBC1889		23,81		
2.3 VR5 Saloon, Variant (Ch. 3BY000001→) LHD -ESP	11.00–		BMC		PBC1922		25,40		
1.6 (Ch. 3BZV100001→) LHD	11.00–		CMC		PBC2114		19,05		
1.6 75kW 3B3 (→Ch. 3BV100000) LHD	11.00–		CMC		PBC2218		19,05		
1.6 Variant (Ch. 3BZV100001→) LHD	11.00–		CMC		PBC2114		19,05		
1.6 75kW 3B6 Variant (→Ch. 3BV100000) LHD	11.00–		CMC		PBC2218		19,05		
1.8 T (Ch. 3BZV100001→) LHD	02.01–		CMC		PBC2114		19,05		
1.8 T 20V (Ch. 3BZV100001→) LHD	11.00–		CMC		PBC2114		19,05		
1.8 T 20V 110kW 3B3 (→Ch. 3BV100000) LHD	11.00–		CMC		PBC2218		19,05		
1.8 T 20V 110kW 3B6 Variant LHD	11.00–		CMC		PBC2218		19,05		
1.8 T 20V Variant (Ch. 3BZV100001→) LHD	11.00–		CMC		PBC2114		19,05		
1.9 TDI LHD	11.00–		CMC		PBC2114		19,05		
1.9 TDI 4motion LHD	11.00–		CMC		PBC2114		19,05		
1.9 TDI 4motion Variant LHD	11.00–		CMC		PBC2114		19,05		
1.9 TDI Variant LHD	11.00–		CMC		PBC2114		19,05		
2.0 LHD	11.00–		CMC		PBC2114		19,05		
2.0 LHD	11.01–		CMC		PBC2114		19,05		
2.0 4motion LHD	11.00–		CMC		PBC2114		19,05		
2.0 4motion Variant LHD	11.00–		CMC		PBC2114		19,05		
2.0 Variant LHD	11.00–		CMC		PBC2114		19,05		
2.0 Variant LHD	11.01–		CMC		PBC2114		19,05		
2.3 V5 (Ch. 3BZV100001→) LHD	11.00–		CMC		PBC2114		19,05		
2.3 V5 4motion LHD	11.00–		CMC		PBC2114		19,05		
2.3 VR5 125kW 3B3 (→Ch. 3BV100000) LHD	11.00–		CMC		PBC2218		19,05		
2.3 VR5 125kW 3B6 Variant LHD	11.00–		CMC		PBC2218		19,05		
2.3 VR5 4motion Variant LHD	11.00–		CMC		PBC2114		19,05		
2.3 VR5 Variant (Ch. 3BZV100001→) LHD	11.00–		CMC		PBC2114		19,05		
2.5 TDI 110kW 3B3 LHD	11.00–		CMC		PBC2218		19,05		
2.5 TDI 4motion LHD	11.00–		CMC		PBC2114		19,05		
2.5 TDI 4motion LHD	01.03–		CMC		PBC2114		19,05		
2.5 TDI 110kW 3B6 Variant LHD	11.00–		CMC		PBC2218		19,05		
2.5 TDI 4motion Variant LHD	11.00–		CMC		PBC2114		19,05		
2.5 TDI 4motion Variant LHD	01.03–		CMC		PBC2114		19,05		
2.8 4motion LHD	11.00–		CMC		PBC2114		19,05		
2.8 4motion Variant LHD	11.00–		CMC		PBC2114		19,05		
4.0 W8 4motion LHD	09.01–		CMC		PBC2114		19,05		
4.0 W8 4motion Variant LHD	09.01–		CMC		PBC2114		19,05		
1.6, 1.8 T 20V, 1.9 TDI/4motion, 2.0/4motion, 2.3 V5/4motion, 2.5 TDI/4motion, 2.8 4motion Saloon	11.00–05.05		CSC		PBC3120		22,20		cast iron
1.6, 1.8 T 20V, 1.9 TDI/4motion, 2.0/4motion, 2.3 V5/4motion, 2.5 TDI/4motion, 2.8 4motion Variant	11.00–05.05		CSC		PBC3120		22,20		cast iron

<b>Polo (1975–1994)</b>									
0.9 +Servo	1975 – 1981		BMC		PBC1801		20,64		
1.0 +Servo	1981 – 1985		BMC		PBC1801		20,64		
1.0 +Servo	1985 – 1994		BMC		PBC1803		20,64		
1.0 i +Servo	1981 – 1985		BMC		PBC1801		20,64		

# VOLKSWAGEN

					PATRON REF.			∅ mm	BRAKE SYSTEM	
										
<b>Polo (1975–1994)</b>										
1.0 i	+Servo	1985 – 1994		BMC		PBC1803		20,64		
1.1	+Servo	1975 – 1984		BMC		PBC1801		20,64		
1.3	+Servo	1977 – 1985		BMC		PBC1801		20,64		
1.3	+Servo	1985 – 1994		BMC		PBC1803		20,64		
1.3 G40	+Servo	1991 – 1994		BMC		PBC1803		20,64		
1.3 i	+Servo	1977 – 1985		BMC		PBC1801		20,64		
1.3 i	+Servo	1985 – 1994		BMC		PBC1803		20,64		
0.9		1975 – 1981	R	WC		PBC4913		14,29		cast iron
0.9		1975 – 1981	R	WC		PBC4912		17,46		cast iron
0.9		1975 – 1981	R	WC		PBC4326		17,46		aluminium
1.0		1981 – 1985	R	WC		PBC4913		14,29		cast iron
1.0		1981 – 1985	R	WC		PBC4912		17,46		cast iron
1.0		1981 – 1985	R	WC		PBC4326		17,46		aluminium
1.0		1985 – 1994	R	WC		PBC4999		15,87		
1.0		1985 – 1994	R	WC		PBC4372		19,05		aluminium
1.0		1985 – 1994	R	WC		PBC4290		19,05		cast iron
1.0		1985 – 1994	R	WC		PBC4371		15,87		aluminium
1.0 i		1981 – 1985	R	WC		PBC4913		14,29		cast iron
1.0 i		1981 – 1985	R	WC		PBC4912		17,46		cast iron
1.0 i		1981 – 1985	R	WC		PBC4326		17,46		aluminium
1.0 i		1985 – 1994	R	WC		PBC4999		15,87		
1.0 i		1985 – 1994	R	WC		PBC4371		15,87		aluminium
1.0 i		1985 – 1994	R	WC		PBC4372		19,05		aluminium
1.0 i		1985 – 1994	R	WC		PBC4290		19,05		cast iron
1.1		1975 – 1984	R	WC		PBC4913		14,29		cast iron
1.1		1975 – 1984	R	WC		PBC4912		17,46		cast iron
1.1		1975 – 1984	R	WC		PBC4326		17,46		aluminium
1.3		1977 – 1985	R	WC		PBC4913		14,29		cast iron
1.3		1977 – 1985	R	WC		PBC4912		17,46		cast iron
1.3		1977 – 1985	R	WC		PBC4326		17,46		aluminium
1.3		1985 – 1994	R	WC		PBC4999		15,87		
1.3		1985 – 1994	R	WC		PBC4371		15,87		aluminium
1.3		1985 – 1994	R	WC		PBC4372		19,05		aluminium
1.3		1985 – 1994	R	WC		PBC4290		19,05		cast iron
1.3 G40		1991 – 1994	R	WC		PBC4999		15,87		
1.3 G40		1991 – 1994	R	WC		PBC4371		15,87		aluminium
1.3 G40		1991 – 1994	R	WC		PBC4372		19,05		aluminium
1.3 G40		1991 – 1994	R	WC		PBC4290		19,05		cast iron
1.3 i		1977 – 1985	R	WC		PBC4913		14,29		cast iron
1.3 i		1977 – 1985	R	WC		PBC4912		17,46		cast iron
1.3 i		1977 – 1985	R	WC		PBC4326		17,46		aluminium
1.3 i		1985 – 1994	R	WC		PBC4999		15,87		
1.3 i		1985 – 1994	R	WC		PBC4371		15,87		aluminium
1.3 i		1985 – 1994	R	WC		PBC4372		19,05		aluminium
1.3 i		1985 – 1994	R	WC		PBC4290		19,05		cast iron
1.4 DS		10.90–09.94	R	WC		PBC4290		19,05		cast iron
1.4 DS		10.90–09.94	R	WC		PBC4372		19,05		aluminium









# VOLKSWAGEN

				PATRON REF.			∅ mm	BRAKE SYSTEM	
									

Polo (1994–2001)										
1.4 G40		10.94–		BMC		PBC1865		20,64		
1.4 Variant		03.97–		BMC		PBC1834		22,22		
1.6 Variant		03.97–		BMC		PBC1834		22,22		
1.9 D Variant		03.97–		BMC		PBC1834		22,22		
1.9 TD Variant		03.97–		BMC		PBC1834		22,22		
1.0 i		1994 –	R	WC		PBC4912		17,46		cast iron
1.0 i		10.94–	R	WC		PBC4326		17,46		aluminium
1.0		10.99– 2001	R	WC		PBC4326		17,46	FAG	aluminium
1.0		10.99– 2001	R	WC		PBC4912		17,46	ATE	cast iron
1.3 i		10.94–	R	WC		PBC4326		17,46		aluminium
1.3 i		10.94–	R	WC		PBC4912		17,46		cast iron
1.4 i		10.94–	R	WC		PBC4326		17,46		aluminium
1.4 i		10.94–	R	WC		PBC4912		17,46		cast iron
1.4		10.99– 2001	R	WC		PBC4326		17,46	FAG/ATE	aluminium
1.4		10.99– 2001	R	WC		PBC4912		17,46	FAG/ATE	cast iron
1.4 16V		10.99– 2001	R	WC		PBC4326		17,46	FAG/ATE	aluminium
1.4 16V		10.99– 2001	R	WC		PBC4912		17,46	FAG/ATE	cast iron
1.6 i		1994 –	R	WC		PBC4912		17,46		cast iron
1.6 i		10.94–	R	WC		PBC4326		17,46		aluminium
1.7 SDI		10.99– 2001	R	WC		PBC4326		17,46	FAG/ATE	aluminium
1.7 SDI		10.99– 2001	R	WC		PBC4912		17,46	FAG/ATE	cast iron
1.9 D		10.94–	R	WC		PBC4326		17,46		aluminium
1.9 D		1996 –	R	WC		PBC4912		17,46		cast iron
1.9 TDI SW		05.97–09.01		CMC		PBC2104		19,05		
1.9 TDI		09.96–09.01		CMC		PBC2104		19,05		
1.9 TDI		01.97–03.99		CSC		PBC8106		23,81		
1.9 TDI Variant		06.97–09.99		CSC		PBC8106		23,81		
6KV2 100 Classic 1.6		10.99–09.01		CSC		PBC3216		23,81		
6KV2 68 Classic 1.9 SDI		08.99–09.01		CSC		PBC3216		23,81		
6KV5 1.6 Variant		10.99–09.01		CSC		PBC3216		23,81		
6KV5 1.9 SDI Variant		08.99–09.01		CSC		PBC3216		23,81		

Polo (2001–2009)										
1.2	-ABS	11.01–	R	WC		PBC4326		17,46		aluminium
1.2	-ABS	11.01–	R	WC		PBC4912		17,46		cast iron
1.4	-ABS	07.03–	R	WC		PBC4326		17,46		aluminium
1.4	-ABS	07.03–	R	WC		PBC4912		17,46		cast iron
1.4 16V	-ABS	11.01–	R	WC		PBC4912		17,46		cast iron
1.4 16V	-ABS	11.01–	R	WC		PBC4326		17,46		aluminium
1.4 FSI	-ABS	05.02–	R	WC		PBC4912		17,46		cast iron
1.4 F SI	-ABS	05.02–	R	WC		PBC4326		17,46		aluminium
1.4 TDI	-ABS	11.01–	R	WC		PBC4326		17,46		aluminium
1.4 TDI	-ABS	11.01–	R	WC		PBC4912		17,46		cast iron
1.4 TDI	-ABS	07.03–	R	WC		PBC4326		17,46		aluminium
1.4 TDI	-ABS	07.03–	R	WC		PBC4912		17,46		cast iron
1.9 SDI	-ABS	11.01–	R	WC		PBC4326		17,46		aluminium
1.9 SDI	-ABS	11.01–	R	WC		PBC4912		17,46		cast iron
1.9 SDI	-ABS	11.03–	R	WC		PBC4326		17,46		aluminium
1.9 SDI	-ABS	11.03–	R	WC		PBC4912		17,46		cast iron










# VOLKSWAGEN

				PATRON REF.			∅ mm	BRAKE SYSTEM	
									

Polo (2009-)										
1.2, 1.4, 1.6 TDI	-ABS	06.09-	R	WC		PBC4290		19,05	ATE/FTE	cast iron
1.2, 1.4, 1.6 TDI	-ABS	06.09-	R	WC		PBC4372		19,05	ATE/FTE	aluminium
1.2, 1.2 TDI, 1.2 TSI, 1.4, 1.6 TDI		06.09-	R	WC		PBC4326		17,46	ATE	aluminium
1.2 TDI, 1.2 TSI		10.09-	R	WC		PBC4372		19,05	ATE/FTE	aluminium
1.2 TDI		10.09-	R	WC		PBC4290		19,05	ATE/FTE	cast iron
1.2 TSI		05.11-	R	WC		PBC4290		19,05	ATE/FTE	cast iron
1.2 TSI, 1.6 BiFuel		01.11-	R	WC		PBC4326		17,46	ATE	aluminium
1.2 TSI, 1.6 BiFuel		01.11-	R	WC		PBC4372		19,05	ATE/FTE	aluminium
1.4 BiFuel		03.10-01.11	R	WC		PBC4290		19,05	ATE/FTE	cast iron
1.4 BiFuel		03.10-01.11	R	WC		PBC4372		19,05	ATE/FTE	aluminium
1.4 GTI		05.10-	R	WC		PBC4326		17,46	ATE	aluminium
1.4 TSI		10.12-	R	WC		PBC4326		17,46	ATE	aluminium
1.6 BiFuel		01.11-	R	WC		PBC4290		19,05	ATE/FTE	cast iron

Scirocco										
All models Auto		1976 - 1983		BMC		PBC1820		20,64		
1.1	+Servo -PFS	1974 - 1977		BMC		PBC1801		20,64	ATE	
1.3	+Servo -PFS	1979 - 1983		BMC		PBC1801		20,64	ATE	
1.3	+Servo -PFS	1983 - 1984		BMC		PBC1803		20,64	ATE	
1.5	+Servo -PFS	1974 - 1983		BMC		PBC1801		20,64	ATE	
1.6	+Servo -PFS	1976 - 1981		BMC		PBC1801		20,64	ATE	
1.6	+Servo -PFS	1983 - 1992		BMC		PBC1803		20,64	ATE	
1.6	+Servo -PFS	1990 - 1992		BMC		PBC1835		20,64	ATE	
1.6 i	+Servo -PFS	1979 - 1982		BMC		PBC1801		20,64	ATE	
1.8	+Servo -PFS	1983 - 1990		BMC		PBC1803		20,64	ATE	
1.8	+Servo -PFS	1990 - 1992		BMC		PBC1835		20,64	ATE	
1.8 i	+Servo -PFS	1982 - 1983		BMC		PBC1801		20,64	ATE	
1.8 i	+Servo -PFS	1983 - 1988		BMC		PBC1803		20,64	ATE	
1.1	+PRV	1976 - 1977	R	WC		PBC4912		17,46		cast iron
1.1	+PRV	1976 - 1977	R	WC		PBC4326		17,46		aluminium
1.1	-PRV	1976 - 1977	R	WC		PBC4913		14,29		cast iron
1.3	+PRV	1979 - 1984	R	WC		PBC4912		17,46		cast iron
1.3	+PRV	1979 - 1984	R	WC		PBC4326		17,46		aluminium
1.3	-PRV	1979 - 1983	R	WC		PBC4913		14,29		cast iron
1.5	+PRV	1976 - 1983	R	WC		PBC4912		17,46		cast iron
1.5	-PRV	1976 - 1983	R	WC		PBC4913		14,29		cast iron
1.5		1976 - 1983	R	WC		PBC4326		17,46		aluminium
1.6	+PRV	1976 - 1992	R	WC		PBC4912		17,46		cast iron
1.6		1976 - 1992	R	WC		PBC4326		17,46		aluminium
1.6	-PRV	1976 - 1983	R	WC		PBC4913		14,29		cast iron
1.6 i	+PRV	1979 - 1982	R	WC		PBC4912		17,46		cast iron
1.6 i	-PRV	1979 - 1982	R	WC		PBC4913		14,29		cast iron
1.6 i		1979 - 1982	R	WC		PBC4326		17,46		aluminium
1.8	-PRV	1983 - 1992	R	WC		PBC4912		17,46		cast iron
1.8	-PRV	1983 - 1992	R	WC		PBC4326		17,46		aluminium
1.8 i	+PRV	1982 - 1988	R	WC		PBC4326		17,46		aluminium
1.8 i	+PRV	1982 - 1988	R	WC		PBC4912		17,46		cast iron
1.8 i	-PRV	1982 - 1983	R	WC		PBC4913		14,29		cast iron
1.8 i	(→Ch. 1SW43000)	1992 -	R	WC		PBC4912		17,46		cast iron
1.8 i	(→Ch. 1SW43000)	1992 -	R	WC		PBC4326		17,46		aluminium

# VOLKSWAGEN

				PATRON REF.			 mm	BRAKE SYSTEM	
									

Scirocco									
1.8 i	(Ch. 1SW43001→)	1992 –	R	WC		PBC4290		19,05	cast iron
1.8 i	(Ch. 1SW43001→)	1992 –	R	WC		PBC4372		19,05	aluminium
1.9 D		1992 –	R	WC		PBC4912		17,46	cast iron
1.9 D		1992 –	R	WC		PBC4326		17,46	aluminium
1.9 TD	(→Ch. 1SW43000)	1992 –	R	WC		PBC4912		17,46	cast iron
1.9 TD	(→Ch. 1SW43000)	1992 –	R	WC		PBC4326		17,46	aluminium
1.9 TD	(Ch. 1SW43001→)	1992 –	R	WC		PBC4290		19,05	cast iron
1.9 TD	(Ch. 1SW43001→)	1992 –	R	WC		PBC4372		19,05	aluminium
1.9 TDi	(Ch. 1SW43001→)	1992 –	R	WC		PBC4290		19,05	cast iron
1.9 TDi	(Ch. 1SW43001→)	1992 –	R	WC		PBC4372		19,05	aluminium
1.8 GT		1992 –		CSC		PBC8106		23,81	
1.9 TDi		1993 –		CSC		PBC8106		23,81	
2.8		1992 –		CSC		PBC8106		23,81	

Sharan									
1.8 20V	+ABS	1995 – 2000		BMC		PBC1265		23,81	
1.9 TDI	+ABS	1995 – 2000		BMC		PBC1265		23,81	
2.0	+ABS	1995 – 2000		BMC		PBC1265		23,81	
2.0 16V	+ABS	1995 – 2000		BMC		PBC1265		23,81	
2.8 V6	+ABS	1995 – 2000		BMC		PBC1265		23,81	
1.8 T 20V		09.97–		CMC		PBC2148		19,05	ATE
1.9 TDI		09.95–04.00		CMC		PBC2148		19,05	ATE
1.9 TDI		11.02–		CMC		PBC2148		19,05	ATE
1.9 TDI		06.05–		CMC		PBC2148		19,05	ATE
1.9 TDI 4emotion		04.00–		CMC		PBC2148		19,05	ATE
2.0		09.95–		CMC		PBC2148		19,05	ATE
2.8 V6 24V, 4emotion		04.00–		CMC		PBC2148		19,05	ATE
2.8 VR6, Syncro		09.95–04.00		CMC		PBC2148		19,05	ATE
2.0 TDiPF		11.05–		CMC		PBC2148		19,05	ATE

Sharan Van									
1.9 TDi, 2.0, 2.8		06.00–05.03		CMC		PBC2148		19,05	ATE










Touran									
1.6, 1.6 FSI, 1.9 TDI, 2.0 FSI/TDI		2003 –		BMC		PBC1325		22,20	ATE

Transporter (Type 2)									
1.6, 2.0	-ABS	1979 – 1992		BMC		PBC1883		23,81	
1.6, 1.6 D, 1.7 D, 1.9, 2.0, 2.1		1971 – 1991	R	WC		PBC4937		23,81	
1.6, 1.6 D, 1.7 D, 1.9, 2.0, 2.1		1979 – 1991		CMC		PBC7108		19,05	
1.6, 1.6 D, 1.7 D, 1.9, 2.0, 2.1		1979 – 1991		CSC		PBC8107		25,40	

Transporter (Type 4)									
1.8, 1.9 D, 1.9 TD, 2.0, 2.4 D/Syncro (→Ch. 70S127805) -ABS LHD		09.90–04.03		BMC		PBC1834		22,22	ATE
1.9 D (1LU)	-ABS	09.90–05.96		BMC		PBC1198		25,40	ATE
1.9 D	(Ch. 70S127806→) +ABS	09.90–05.96		BMC		PBC1265		23,81	LUCAS
1.9 TD, 2.0, 2.4 D/Syncro, 2.5/Syncro, 2.5 TDI/Syncro (1LU)	-ABS	05.96–04.03		BMC		PBC1198		25,40	ATE
1.9 TD, 2.0, 2.4 D/Syncro, 2.5/Syncro, 2.5 TDI/Syncro (Ch. 70S127806→) +ABS		05.96–04.03		BMC		PBC1265		23,81	LUCAS












# VOLKSWAGEN

				PATRON REF.			 mm	BRAKE SYSTEM	
									

Transporter (Type 4)										
2.8 V6 (1LU)	-ABS	04.00-04.03		BMC		PBC1198		25,40	ATE	
2.8 V6	(Ch. 70S127806→) +ABS	04.00-04.03		BMC		PBC1265		23,81	LUCAS	
2.8 VR6 (1LU)	-ABS	05.96-04.00		BMC		PBC1198		25,40	ATE	
2.8 VR6	(Ch. 70S127806→) +ABS	05.96-04.00		BMC		PBC1265		23,81	LUCAS	
LT 28-46 2.3, 2.5 TD, 2.8 TD		1996-		BMC		PBC1952		23,81		
1.8, 1.9 D, 2.0, 2.4 D		09.90-1991	R	WC		PBC4550		19,05		
1.8, 1.9 D, 2.0, 2.4 D		1991-	R	WC		PBC4551		20,64		
All models		1990-1997		CMC		PBC2121		19,00		
LT 28-46 2.3, 2.5 TD, 2.8 TD		1996-		CSC		PBC3810		22,22		
1.8, 1.9 D, 2.0, 2.4 D, 2.5 TDI, 2.8 VR6 (→Ch. 70ZV020000)		09.90-		CSC		PBC8106		23,81		

Vento										
1.4		1996-		BMC		PBC1865		20,64		
1.6 75HP		1992-		BMC		PBC1865		20,64		
1.6 101HP		1994-		BMC		PBC1834		22,22		
1.8		1992-		BMC		PBC1865		20,64		
1.8 GT		1992-		BMC		PBC1834		22,22		
1.9 DS		1992-		BMC		PBC1865		20,64		
1.9 TDi		1993-		BMC		PBC1834		22,22		
1.9 TDS		1992-		BMC		PBC1865		20,64		
2.0		1992-		BMC		PBC1834		22,22		
1.4		1992-	R	WC		PBC4912		17,46		cast iron
1.4		1992-	R	WC		PBC4326		17,46		aluminium
1.6 i Man 75HP		1993-1996	R	WC		PBC4326		17,46		aluminium
1.6 i Man 75HP		1993-1996	R	WC		PBC4912		17,46		cast iron heavy duty brakes
1.6 i Man 101HP		1994-	R	WC		PBC4290		19,05		cast iron
1.6 i Man 101HP		1994-	R	WC		PBC4372		19,05		aluminium
1.6 i Auto		09.92-	R	WC		PBC4372		19,05		aluminium
1.6 i Auto		09.92-	R	WC		PBC4912		17,46		cast iron heavy duty brakes
1.6 i Auto		09.92-	R	WC		PBC4290		19,05		cast iron
1.6 i Auto		09.92-	R	WC		PBC4326		17,46		aluminium
1.8 i Exc. Syncro		1992-	R	WC		PBC4999		15,87		standard brakes
1.8 i Exc. Syncro		1992-	R	WC		PBC4912		17,46		cast iron heavy duty brakes
1.8 i Exc. Syncro		1992-	R	WC		PBC4326		17,46		aluminium heavy duty brakes
1.9 D		1992-	R	WC		PBC4999		15,87		standard brakes
1.9 D		1992-	R	WC		PBC4326		17,46		aluminium heavy duty brakes
1.9 D		1992-	R	WC		PBC4912		17,46		cast iron heavy duty brakes
1.9 TD		1992-	R	WC		PBC4999		15,87		standard brakes
1.9 TD		1992-	R	WC		PBC4326		17,46		aluminium heavy duty brakes
1.9 TD		1992-	R	WC		PBC4912		17,46		cast iron heavy duty brakes
2.0		11.91-12.97	R	WC		PBC4999		15,87		standard brakes
2.0		11.91-12.97	R	WC		PBC4290		19,05		cast iron
2.0		11.91-12.97	R	WC		PBC4912		17,46		cast iron heavy duty brakes










# VOLKSWAGEN

				PATRON REF.			 mm	BRAKE SYSTEM	
									

Vento									
1.6		10.94-09.98		CMC		PBC2104		19,05	
1.8 GT		11.91-09.98		CMC		PBC2104		19,05	
1.9 TDI		09.93-09.98		CMC		PBC2104		19,05	
2.0 GTI		11.91-09.98		CMC		PBC2104		19,05	
2.8 VR6		01.92-09.98		CMC		PBC2104		19,05	
1.8 GT		1992-		CSC		PBC8106		23,81	
1.9 TDi		07.93-		CSC		PBC8106		23,81	
2.8 VR6		1992-		CSC		PBC8106		23,81	

Vento V (1K5)									
1.4, 1.4 TSI, 1.6, 1.9 TDI	LHD	06.07-11.08		BMC		PBC1325		22,20	ATE
2.0 TDI	LHD	06.07-05.08		BMC		PBC1325		22,20	ATE
2.0 TDI 16V	LHD	06.07-07.09		BMC		PBC1325		22,20	ATE
2.0 TDI 4motion	LHD	06.07-		BMC		PBC1325		22,20	ATE
1.4 TSI, 1.9 TDI 4motion, 2.0	LHD	01.08-06.09		BMC		PBC1325		22,20	ATE
1.6 MultiFuel	LHD	01.08-11.08		BMC		PBC1325		22,20	ATE
2.0 TDI 16V	LHD	06.07-07.09		BMC		PBC1325		22,20	ATE

# VOLVO

				PATRON REF.			 mm	BRAKE SYSTEM	
									

240									
All models	1974 – 1993		CSC		PBC3614		22,22		

740									
2.0 Saloon	12.83 – 08.90		CSC		PBC3625		20,64		
2.0 S.Wagon	08.87 – 07.91		CSC		PBC3625		20,64		
2.3 Saloon	08.83 – 07.92		CSC		PBC3625		20,64		
2.3 Turbo Saloon	08.85 – 07.90		CSC		PBC3625		20,64		
2.3, 2.4 Turbo Diesel S.Wagon	08.87 – 07.92		CSC		PBC3625		20,64		
2.3 Turbo S.Wagon	08.87 – 07.90		CSC		PBC3625		20,64		
2.4 Diesel Saloon	08.84 – 07.92		CSC		PBC3625		20,64		
2.4 TD Saloon	08.84 – 07.90		CSC		PBC3625		20,64		
2.4 Diesel, 2.4 TD S.Wagon	08.87 – 07.88		CSC		PBC3625		20,64		

740, 760									
2.3 Series	1982 – 1991		CSC		PBC3614		22,22	LKD	

780									
2.3, 2.3 i, 2.3 T	1984 – 1990		CSC		PBC3614		22,22		

850									
2.0, 2.3 T, 2.5, 2.5 TD	1991 – 1996		CSC		PBC3614		22,22	ATE	

940									
2.0, 2.3, 2.4 TD	1990 – 1998		CSC		PBC3614		22,22	ATE	
2.0 Saloon, S.Wagon	01.92 – 07.94		CSC		PBC3625		20,64		
2.0 Turbo Saloon, S.Wagon	04.96 – 10.98		CSC		PBC3625		20,64		
2.0 Turbo S.Wagon	01.91 – 07.95		CSC		PBC3625		20,64		
2.3 Saloon, S.Wagon	08.90 – 12.94		CSC		PBC3625		20,64		
2.3 Saloon, S.Wagon	08.94 – 10.98		CSC		PBC3625		20,64		
2.3 Ti Saloon, S.Wagon	01.95 – 10.98		CSC		PBC3625		20,64		
2.4 D Saloon	08.90 – 12.94		CSC		PBC3625		20,64		
2.4 D S.Wagon	08.90 – 07.95		CSC		PBC3625		20,64		

960									
2.4 TD, 2.5	1991 – 1996		CSC		PBC3614		22,22	ATE	
2.9 Saloon	08.94 – 12.96		CSC		PBC3625		20,64		
2.9 S.Wagon	08.95 – 12.96		CSC		PBC3625		20,64		










C30									
1.6, 1.6 D, 1.8, 2.0, 2.0 D, D5	LHD	10.06 –		CMC	PBC2185		19,05		plastic

S40 II									
1.6, 1.6 D, 1.8, 2.0 D		2004 –		CMC	PBC2185		19,05		plastic

S70									
2.0, 2.3, 2.4, 2.5 TD		1997 –		CSC	PBC3614		22,22	ATE	

S90									
2.9 24V		1997 – 1998		CSC	PBC3614		22,22	ATE	cast iron
2.9		1997 – 1998		CSC	PBC3625		20,64		aluminium

# VOLVO

				PATRON REF.				BRAKE SYSTEM	
									

V50								
1.6, 1.6 D	01.05-		CMC		PBC2185		19,05	plastic
1.8, 2.0 D	04.04-		CMC		PBC2185		19,05	plastic

V70								
2.0, 2.3, 2.4, 2.5 TD	1997 - 2000		CSC		PBC3614		22,22	ATE

V90								
2.9 24V	1997 -		CSC		PBC3614		22,22	ATE

**CROSS REFERENCES LIST**

**ТАБЛИЦЫ ВЗАИМОЗАМЕНЯЕМОСТИ**

## CROSS REFERENCES LIST / ТАБЛИЦЫ ВЗАИМОЗАМЕНОСТИ

OE	PATRON	OE	PATRON	OE	PATRON	OE	PATRON
<b>ALFA ROMEO</b>		4D0611021	PBC1922	21521156000	PBC7106	95659674	PBC4679
0060747181	PBC4252	4D0611021A	PBC1922	21521157346	PBC3226	95668067	PBC4582
46421940	PBC8102	4D0611021B	PBC1175	21521158677	PBC3226	95668068	PBC4583
46516374	PBC2118	6N0611053	PBC4326	21521158903	PBC3605	95668069	PBC4874
46531636	PBC8102	811611019	PBC1801	21521159031	PBC7109	95668070	PBC4875
542938	PBC4252	811611019D	PBC1801	21521159045	PBC3604	9566949780	PBC4482
60811771	PBC8110	811611019E	PBC1820	21521161530	PBC3604	ZF09938868	PBC4462
7736538	PBC8110	839611021	PBC1820	21521162148	PBC7109	ZF09942427	PBC4683
		843611021C	PBC1820	21521163899	PBC2117		
<b>AUDI</b>		853611019	PBC1862	21521164916	PBC3604	<b>DAEWOO</b>	
171611019	PBC1801	853611019A	PBC1862	21521164917	PBC3605	3492529	PBC1884
171611019B	PBC1801	857721261	PBC8105	21521207739	PBC3226	3492634	PBC1185
171611019D	PBC1801	861611019B	PBC1801	21526750546	PBC7109	426505	PBC1165
171611051A	PBC4913	861611051A	PBC4999	21526758830	PBC7109	426506	PBC1165
171611051B	PBC4913	861611053	PBC4290	21526766277	PBC3605	426696	PBC1272
171611053	PBC4913	861611053A	PBC4999	34211154235	PBC4243	90235422	PBC4248
171611053A	PBC4913	893611019	PBC1862	34211154236	PBC4243	96312155	PBC4084
1H0611053	PBC4372	893611019A	PBC1862	34211156167	PBC4269	96316435	PBC1272
1H0611053A	PBC4371	893611019C	PBC1873	34211159146	PBC4691	96320670	PBC4060
1J0721261A	PBC3216	893611019E	PBC1862	34211159569	PBC4680	96518606	PBC4060
1J0721261E	PBC3216	893611019F	PBC1873	34311157111	PBC1871	96574718	PBC4494
1J1614019	PBC1915	893611021A	PBC1873	34311157206	PBC1867		
1J1721388A	PBC2111	893611021B	PBC1862	34311161617	PBC1871	<b>FIAT</b>	
1J1721388C	PBC2111	893721261A	PBC8103	34311161861	PBC1871	212133505009	PBC6707
309611051	PBC4912	893721401B	PBC7103	34321156978	PBC1871	21213505009	PBC6707
3096110511	PBC4912	893721401D	PBC7103	34331156978	PBC1871	2261687	PBC4481
309611053	PBC4912	8A0611021	PBC1875			4188225	PBC6707
3096110531	PBC4912	8D0611021A	PBC1912	<b>CHRYSLER / DODGE</b>		4189021	PBC6707
321611019A	PBC1820	8D0611021B	PBC1889	4238701	PBC4116	4203721	PBC6707
321611019E	PBC1820	8D0611021C	PBC1284	4762404	PBC5070	4222027	PBC6707
321611053A	PBC4912	8D0721257	PBC3622	4797659	PBC5091	4223561	PBC6707
322611019A	PBC1862	8D1721401	PBC2218	4883830AA	PBC5099	4231433	PBC6707
331611051A	PBC4912	8E0611021	PBC1329	5093236AA	PBC5099	4231434	PBC6707
331611053	PBC4912	8E0721257A	PBC3120			4261434	PBC6707
331611053A	PBC4912	8E0721257B	PBC3120	<b>CITROËN</b>		4306333	PBC6707
331611053B	PBC4912	8E0721257E	PBC3120	440252	PBC4508	4344163	PBC6707
331611058A	PBC4912	8E0721257F	PBC3120	440281	PBC4469	4374129	PBC6707
331698051A	PBC4912	8E1721401	PBC2114	4402A2	PBC4682	46421937	PBC8102
3A0611053	PBC4374	8E1721401AG	PBC2114	4402A7	PBC4482	46421942	PBC8110
431721261	PBC8105	8E1721401C	PBC2114	4402A8	PBC4625	46531635	PBC8102
431721401	PBC7104	8E1721401G	PBC2114	4601D1	PBC6782	46749276	PBC2152
431721401A	PBC7104	8E1721401K	PBC2114	4601E5	PBC6783	60801577	PBC8102
443611021	PBC1826			4601N5	PBC1367	60806876	PBC6758
443721261	PBC8105	<b>BMW</b>		4601N6	PBC1368	60809329	PBC8110
443721401A	PBC7104	21521106516	PBC3226	91510533	PBC1228	60812081	PBC8102
4A0611019	PBC1875	21521114536	PBC3226	9404402708	PBC4462	60812359	PBC8102
4A0611019A	PBC1874	21521114537	PBC3600	9404402868	PBC4672	60814217	PBC8102
4A0611019C	PBC1875	21521116300	PBC3600	9404402878	PBC4673	60815246	PBC8102
4A0611019D	PBC1874	21521116301	PBC3600	9404601858	PBC1228	71738467	PBC8102
4A0611021A	PBC1874	21521150451	PBC3226	95606669	PBC4508	71739541	PBC8110
4A0611021B	PBC1875	21521152658	PBC7106	95659534	PBC1228	71740372	PBC2162
4A0611021D	PBC1874	21521153520	PBC3600	95659664	PBC4592	7729634	PBC4481
4A0721261	PBC8103	21521154580	PBC7106	95659665	PBC4593	7734997	PBC4473
4A0721401	PBC7104	21521155425	PBC7110	95659673	PBC4678	7740758	PBC4472

# CROSS REFERENCES LIST / ТАБЛИЦЫ ВЗАИМОЗАМЕНОСТИ

OE	PATRON	OE	PATRON	OE	PATRON	OE	PATRON
7757604	PBC4484	1126532	PBC4259	91AB2140ED	PBC1533	5838022000	PBC5105
7767151	PBC6771	1133442	PBC4976	91AB2261AA	PBC4259	5838025000	PBC4037
793266	PBC6758	1145295	PBC4830	91AB2261BA	PBC4258	5838028001	PBC5109
793291	PBC6707	1484750	PBC4258	91AB2261CA	PBC4257	583802D000	PBC4037
793437	PBC4467	1484751	PBC4977	92VB2004AA	PBC1545		
793439	PBC4468	1484752	PBC4920	92VB2261AA	PBC4636	<b>ISUZU</b>	
795622	PBC6771	1486316	PBC4258	92VB2261BA	PBC4635	8942305413	PBC4305
82409600	PBC8102	1486750	PBC4258	92VB2261CA	PBC4637	8942305415	PBC4305
82442897	PBC7113	1517558	PBC4920	93BB2261BC	PBC4552		
9938868	PBC4462	1517559	PBC4918	93BB2261EC	PBC4555	<b>IVECO</b>	
9940558	PBC4469	2S612261AA	PBC4830	93BB2B507BB	PBC1886	1560032	PBC4444
9942427	PBC4683	2X1145295	PBC4830	94BB2B507AA	PBC1886	7980525	PBC4444
9945760	PBC6771	6009659	PBC4977	94BB7A543AB	PBC2211	8121575	PBC4444
9945762	PBC6771	6088234	PBC4976	94BB7A543AC	PBC2211	9983470	PBC4444
9945834	PBC6771	6118140	PBC1526	94BB7A543AD	PBC2211		
9945891	PBC4486	6118143	PBC1526	94FB2261AA	PBC4692	<b>KIA</b>	
9945896	PBC4485	6150106	PBC4255	94VB2140AB	PBC1545	0K01126610	PBC5539
9945910	PBC4683	6151044	PBC1539	95AB2140AA	PBC1894	0K04526610	PBC5540
9945911	PBC4462	6151045	PBC1538	95AB2261AA	PBC4259	0K20126610	PBC5549
9945939	PBC4469	6164952	PBC4297	95AB2261B1	PBC4976	0K20126610A	PBC5549
9945980	PBC4474	6196051	PBC4259	95AB2261BA	PBC4976	0K30A26610	PBC4564
9946056	PBC6782	6196052	PBC4258	95VW2140CA	PBC1265	58330FD100	PBC4564
9946799	PBC6783	6196053	PBC4257	96FB2261AA	PBC4920		
9947094	PBC4480	6464704	PBC4636	96FB2261BA	PBC4918	<b>LADA</b>	
9947099	PBC6771	6464705	PBC4635	97BB2B507BA	PBC1886	210103505009	PBC6706
9947161	PBC4479	6464706	PBC4637	97BB2B507CA	PBC1886	21011602510	PBC8800GH
9947943	PBC4488	6508824	PBC4552	98VB2B507AA	PBC1957	21011602610	PBC7709GH
9948195	PBC4473	6581520	PBC1533	FRZ2261A	PBC4552	21013505008	PBC6706
9948315	PBC6771	6754692	PBC1545	GWC1821	PBC4977	21013505009	PBC6707
9948361	PBC4697	6781601	PBC1886	E5RY2261A	PBC4976	210323505009	PBC6707
9948877	PBC6782	6789916	PBC2211	E9ZZ2261A	PBC4169	21053502040	PBC4959
9948883	PBC6783	6808555	PBC4552			21080350501000	PBC6721
9949588	PBC1367	6808556	PBC4553	<b>HONDA</b>		21083505010	PBC6721
9949592	PBC1368	6808557	PBC4555	43300S10003	PBC4566	212103505009	PBC6707
9950521	PBC6771	6842331	PBC1533	43300ST3E01	PBC4037	21211602610	PBC7709GH
		6922548	PBC1533	43301S10003	PBC4568	4186382	PBC8800GH
		6974959	PBC1886	43301ST3E01	PBC4036	4188357	PBC6706
		7034902	PBC1545	46920SM4A03	PBC2560	4189134	PBC8800GH
		7100750	PBC1533	46930SM4003	PBC3543	4373680	PBC6706
		7117257	PBC4692	46930SM4A03	PBC3543		
		7200920	PBC1265	46930SR3013	PBC3544	<b>LANCIA</b>	
		7281468	PBC1894			793266	PBC6758
		72GB2261BA	PBC4920	<b>HYUNDAI</b>		82409600	PBC8102
		72GB2261CA	PBC4977	4171024060	PBC3546	9945762	PBC6771
		72GB2661AA	PBC4918	4171033040	PBC3546		
		7317054	PBC2148	4171033070	PBC3546	<b>MAZDA</b>	
		81AB2261AA	PBC4976	5833002000	PBC4070	1E0426610A	PBC4830
		83BB2140SA	PBC1526	5833021300	PBC4154	1E0726610	PBC4258
		86VB2261AA	PBC4255	5833022000	PBC5106	B21H26610	PBC5537
		86VB2A032BA	PBC1539	5833025000	PBC4036	B21H26610A	PBC5537
		86VB2A032CA	PBC1538	5833025000	PBC4037	B22M26610	PBC5537
		87BB2261AA	PBC4297	5833028001	PBC5110	BC1D26610	PBC5537
		91AB2140AA	PBC1533	583302D000	PBC4036	DDY226710	PBC4830
		91AB2140EA	PBC1533	5838002000	PBC4071	DDY226710A	PBC4830

## CROSS REFERENCES LIST / ТАБЛИЦЫ ВЗАИМОЗАМЕНОСТИ

OE	PATRON	OE	PATRON	OE	PATRON	OE	PATRON
G03026610	PBC4114	0044303401	PBC1858	4402883	PBC4594	440285	PBC4683
G03226610	PBC4114	0044303901	PBC1858	550006	PBC4253	440286	PBC4672
GJ2126610	PBC4169	0054208118	PBC5307	550008	PBC4245	440287	PBC4673
GJ2126610A	PBC4169	0054302401	PBC1858	550009	PBC4962	440290	PBC4676
GJ2126610B	PBC4169	0054305901	PBC1856	550114	PBC4962	440291	PBC4677
GJ2126610C	PBC4169	0084204218	PBC5307	550120	PBC4962	440293	PBC4678
G03026610	PBC4114	1684200018	PBC4033	550129	PBC4962	440294	PBC4679
		2012900011	PBC3700	550130	PBC4253	440297	PBC4582
<b>MERCEDES</b>		2012900111	PBC3700	550133	PBC4248	440298	PBC4583
0002903212	PBC2125	2012900311	PBC3700	550134	PBC4246	4402A0	PBC4874
0002954007	PBC3702	2012900411	PBC3701	550135	PBC4245	4402A1	PBC4875
0002956507	PBC3702	2022900011	PBC3701	550140	PBC4245	4402A3	PBC4486
0002956807	PBC3702	2022900111	PBC3701	550141	PBC4248	4402A4	PBC4485
0002957607	PBC3704	2022900112	PBC2701	550142	PBC4305	4402A7	PBC4482
0002958207	PBC3702			550143	PBC4245	4402A8	PBC4625
0002959106	PBC2700	<b>MITSUBISHI</b>		550144	PBC4248	4402C1	PBC4686
0004314701	PBC1952	MB058553	PBC4154	550152	PBC4305	4402C2	PBC4687
0004315601	PBC1952	MB193411	PBC4154	550153	PBC4556	4402C3	PBC4625
0004315701	PBC1952	MB618188	PBC5526	558019	PBC1881	4402C6	PBC4876
0004316401	PBC1952	MB618981	PBC5532	558036	PBC1838	4402C7	PBC4689
0004316501	PBC1952	MR307779	PBC4092	558058	PBC1879	4402C8	PBC4690
0012951006	PBC2701			558059	PBC1941	4402E5	PBC4690
0012951106	PBC2708	<b>NISSAN</b>		558099	PBC1880	460185	PBC1228
0012951307	PBC3700	123411	PBC4375	558100	PBC1832	4601A3	PBC1228
0012951406	PBC2700	3062018V00	PBC3811	558101	PBC1851	4601D1	PBC6782
0012951407	PBC3700	3062018V01	PBC3811	558102	PBC1854	4601E5	PBC6783
0012951706	PBC2708	3062069F01	PBC3811	558174	PBC1941	4601E8	PBC1902
0012952707	PBC3700	3062069F02	PBC3811	5679301	PBC2215	4601F8	PBC1947
0012952907	PBC3700	3062069F03	PBC3811	5679306	PBC2216	4601G1	PBC1902
0012953007	PBC3700	3062069F70	PBC3811	5679307	PBC2124	4601H4	PBC1228
0012953106	PBC2701	4410004B00	PBC4118	5679312	PBC2217	4601H8	PBC1228
0012954406	PBC2700	4410004B02	PBC4118	5679341	PBC2162	4601N5	PBC1367
0012956107	PBC3700	4410004B04	PBC4118	679315	PBC2215	4601N6	PBC1368
0012956507	PBC3700	441000X800	PBC4636	679323	PBC2219		
0012956806	PBC2701	4410013A00	PBC4391	90009593	PBC4246	<b>PORSCHE</b>	
0012956807	PBC3702	4410013A01	PBC4252	90235419	PBC4246	99635591000	PBC1889
0012957606	PBC2708	4410013A02	PBC4391	90465488	PBC2215		
0012957906	PBC2708	4410017C10	PBC4392	90522656	PBC2219	<b>RENAULT</b>	
0012958606	PBC2708	4410017C11	PBC4392	90522657	PBC2219	5001000446	PBC4462
0013877790	PBC1829	4410017C12	PBC4392	90523769	PBC2216	6001547632	PBC4696
0022950607	PBC3810	441003J310	PBC4047	90578369	PBC2215	6025004479	PBC1803
0022951307	PBC3704	441004B000	PBC5507	90578481	PBC2217	7700650845	PBC4508
0022952107	PBC3810	4410050C10	PBC5507	90581565	PBC2124	7700787630	PBC1803
0034306001	PBC1829	4410050C100	PBC5507	9110883	PBC4594	7700793558	PBC1228
0034307801	PBC1829	4410050C11	PBC5507	9117554	PBC1941	7700804900	PBC1803
0034308901	PBC1829	4410050C12	PBC5507	9193225	PBC1941	7701025932	PBC4540
0034309901	PBC1829	441007E611	PBC4834			7701025933	PBC4540
0044300401	PBC1829	44100U9200	PBC4392	<b>PEUGEOT</b>		7701030155	PBC4594
0044300901	PBC1829	441013J310	PBC4047	440259	PBC4669	7701032318	PBC4547
0044301701	PBC1856			440262	PBC4715	7701032319	PBC4548
0044302301	PBC1829	<b>OPEL</b>		440270	PBC4462	7701033706	PBC4580
0044302401	PBC1856	24407363	PBC4253	440281	PBC4469	7701033707	PBC4581
0044302501	PBC1829	24412670	PBC2162	440282	PBC4674	7701034173	PBC4540
0044302801	PBC1909	3492913	PBC1881	440283	PBC4675	7701035405	PBC4584



## CROSS REFERENCES LIST / ТАБЛИЦЫ ВЗАИМОЗАМЕЯМОСТИ

OE	PATRON	OE	PATRON	OE	PATRON	OE	PATRON
7701035406	PBC4585	1J1721388C	PBC2111	<b>VOLKSWAGEN</b>		331611058A	PBC4912
7701035471	PBC4582	357721261A	PBC8106	171611019	PBC1801	331698051A	PBC4912
7701035472	PBC4583	3A0611053	PBC4374	171611019B	PBC1801	357611019	PBC1835
7701035473	PBC4576	5138278	PBC1803	171611019D	PBC1801	357611019A	PBC1834
7701035474	PBC4577	6N0611053	PBC4326	171611051A	PBC4913	357611019B	PBC1834
7701035477	PBC4669	7M0721401D	PBC2148	171611051B	PBC4913	357611053B	PBC4299
7701036006	PBC4592	SE021715003A	PBC1803	171611053	PBC4913	357721261	PBC8106
7701036007	PBC4593			171611053A	PBC4913	357721261A	PBC8106
7701036385	PBC4590	<b>SKODA</b>		191611019	PBC1803	357721401	PBC2214
7701036386	PBC4591	007486201F	PBC1913	1916110190Z	PBC1803	3A0611053	PBC4374
7701038287	PBC4681	115595032	PBC4738	192611019	PBC1803	3A1721388	PBC2105
7701039388	PBC4590	1H0611053	PBC4372	192611019B	PBC1834	431721261	PBC8105
7701039389	PBC4591	1J0721261A	PBC3216	1H0611053	PBC4372	443721261	PBC8105
7701039392	PBC4582	1J0721261E	PBC3216	1H0611053A	PBC4371	4D0611021	PBC1922
7701039393	PBC4583	1J1614019	PBC1915	1H1611019	PBC1865	4D0611021A	PBC1922
7701039394	PBC4576	1J1721388A	PBC2111	1H1611019A	PBC1865	4D0611021B	PBC1175
7701039395	PBC4577	1J1721388C	PBC2111	1H1611019B	PBC1834	6N0611053	PBC4326
7701040850	PBC4595	6U0611019	PBC1913	1H1611019C	PBC1865	701611047	PBC4550
7701041021	PBC4625	6U0611053A	PBC4024	1H1721401	PBC2104	701721401	PBC2121
7701043912	PBC4027	6U0611053B	PBC4738	1H2611019	PBC1865	721611047	PBC4551
7701044681	PBC4696	8E1721401AG	PBC2114	1J0721261F	PBC3216	7D0611019A	PBC1198
7701067936	PBC4547	8E1721401K	PBC2114	1J1614019	PBC1915	7M0611019	PBC1265
7701067937	PBC4548			1J1721388A	PBC2111	811611019	PBC1801
7701204605	PBC1228	<b>SUBARU</b>		1J1721388C	PBC2111	811611019D	PBC1801
7701204608	PBC1228	26256AA010	PBC5542	1J1721388D	PBC2111	839611021	PBC1820
7701204915	PBC1228			1J1721388E	PBC2111	843611021C	PBC1820
7701204918	PBC1803	<b>SUZUKI</b>		1K1614019	PBC1325	853611019	PBC1862
7701349871	PBC1228	5340163B00	PBC5543	211611047D	PBC4937	853611019A	PBC1862
7701365519	PBC4508	5340175F00	PBC5133	211611047E	PBC4937	857721261	PBC8105
7701365840	PBC4462	5340176G00	PBC5133	211611047F	PBC4937	861611051A	PBC4999
		5340263B00	PBC5544	251611021C	PBC1883	861611053	PBC4290
				251611021E	PBC1883	861611053A	PBC4999
<b>ROVER</b>		<b>TOYOTA</b>		251611047	PBC4937	893611019	PBC1862
43300ST3E010	PBC4037	3147010010	PBC3532	251721263	PBC8107	893611019A	PBC1862
43301ST3E010	PBC4036	3147010012	PBC3532	251721263A	PBC8107	893611019E	PBC1862
GWC134	PBC4977	4720105020	PBC1043	251721401A	PBC7108	893611021B	PBC1862
GWC1821	PBC4977	4755005020	PBC4560	281611047	PBC4283	8D0611021A	PBC1889
GWC901634	PBC4037	4755012090	PBC4342	291611047	PBC4244	8D0611021C	PBC1284
GWC901635	PBC4036	4755016010	PBC4343	2D0611019C	PBC1952	8D0721257	PBC3622
SML000020	PBC4037	4755016030	PBC4342	2D0721261	PBC3810	8D1721401B	PBC2218
SML000030	PBC4036	4755016060	PBC4342	2D0721401	PBC2125	8E1721401	PBC2114
SML100070	PBC4977	4755019155	PBC4342	309611051	PBC4912	8E1721401AG	PBC2114
SML100080	PBC4037	4755020120	PBC4342	3096110511	PBC4912	8E1721401C	PBC2114
SML100090	PBC4036	4755020121	PBC4342	309611053	PBC4912	8E1721401G	PBC2114
		4755050200	PBC4560	3096110531	PBC4912	8E1721401K	PBC2114
<b>SAAB</b>		4757005020	PBC4559	321611019A	PBC1820		
24412670	PBC2162	4757012030	PBC4343	321611019E	PBC1820	<b>VOLVO</b>	
4579637	PBC2219	4757016010	PBC4343	321611019N	PBC1864	1205733	PBC3614
		4757016040	PBC4343	321611053A	PBC4912	12057337	PBC3614
<b>SEAT</b>		4757019035	PBC4343	322611019A	PBC1862	1273681	PBC3614
1H0611053A	PBC4371	4757020030	PBC4343	331611051A	PBC4912	12736815	PBC3614
1H1611019A	PBC1865	4757020031	PBC4343	331611051	PBC4912	6814592	PBC3625
1H1611019C	PBC1865	4757050200	PBC4559	331611053A	PBC4912	68439132	PBC3614
1J0721261E	PBC3216	4775019155	PBC4342	331611053B	PBC4912	6843914	PBC3625
1J1721388A	PBC2111						

## CROSS REFERENCES LIST / ТАБЛИЦЫ ВЗАИМОЗАМЕЯМОСТИ

ABS	PATRON	ABS	PATRON	ABS	PATRON	ABS	PATRON
1010	PBC6707	41077	PBC2114	41215X	PBC3810	52902X	PBC4874
1028	PBC6706	41081	PBC2117	41231X	PBC1941	52903X	PBC4875
1067	PBC6758	41173	PBC2104	41261X	PBC1947	52906X	PBC4669
1069	PBC6721	41179	PBC2121	41715X	PBC1826	52908X	PBC4691
1351	PBC1228	41181	PBC2105	41753X	PBC1829	52912X	PBC4554
1351	PBC1803	41211	PBC2148	41786X	PBC7104	52913X	PBC4681
1721	PBC1801	41212	PBC2125	41797X	PBC8105	52917X	PBC4552
1723	PBC1820	41237	PBC2217	41802X	PBC3702	52918X	PBC4553
1800	PBC3600	41242	PBC2124	41803X	PBC8107	52919X	PBC4555
2000	PBC4959	41324	PBC1952	41804X	PBC2701	52924X	PBC4683
2064	PBC4468	41410	PBC1325	41819X	PBC1867	52925X	PBC4486
2065	PBC4467	41796	PBC7108	41825X	PBC1832	52941X	PBC4485
2129	PBC4508	41799	PBC3226	41826X	PBC1851	52946X	PBC4484
2130	PBC4547	41806	PBC1909	41831X	PBC1838	52947X	PBC4625
2131	PBC4548	41821	PBC1864	41839X	PBC1858	52948X	PBC4876
2209	PBC4715	41871	PBC2214	41846X	PBC2708	52954X	PBC4697
2504	PBC4392	41995	PBC2716	41850X	PBC1883	52957X	PBC4696
2544	PBC4391	42843	PBC4556	41857X	PBC3700	52960X	PBC4033
2709	PBC4962	51027	PBC1922	41857X	PBC3701	61007X	PBC6771
2712	PBC4999	51028	PBC1175	41859X	PBC8103	61701X	PBC1526
2734	PBC4258	51029	PBC1284	41860X	PBC7103	61707X	PBC1856
2734	PBC4918	51186	PBC2162	41862X	PBC1834	61715X	PBC1538
2736	PBC4259	51734	PBC2152	41866X	PBC1854	61716X	PBC1539
2736	PBC4977	61030	PBC2118	41868X	PBC1865	61916X	PBC7113
2742	PBC4913	71204	PBC1165	41991X	PBC1862	61917X	PBC8102
2743	PBC4912	71888	PBC3811	41992X	PBC1875	61926X	PBC1545
2748	PBC4937	72065	PBC3546	42004X	PBC4371	61926X	PBC1957
2804	PBC4244	72775	PBC5542	42005X	PBC4326	61928X	PBC1533
2806	PBC4257	72841	PBC5537	42008X	PBC4372	61956X	PBC6782
2806	PBC4976	72872	PBC5539	42701X	PBC4290	61969X	PBC1894
2840	PBC4243	72873	PBC5549	42819X	PBC5307	61981X	PBC1915
2844	PBC4305	72907	PBC5540	42826X	PBC4245	62404X	PBC4677
2846	PBC4473	72917	PBC4047	42827X	PBC4253	62808X	PBC4674
2847	PBC4474	72926	PBC4566	42832X	PBC4248	62809X	PBC4675
2850	PBC4738	72935	PBC5133	42835X	PBC4299	62824X	PBC4297
2855	PBC4024	72976	PBC4564	42835X	PBC4374	62831X	PBC4581
8123	PBC4480	72980	PBC4834	42837X	PBC4084	62832X	PBC4576
8136	PBC4920	72985	PBC4037	51016X	PBC1913	62832X	PBC4577
8513	PBC4560	72986	PBC4036	51017X	PBC1889	62832X	PBC4582
8514	PBC5110	72988	PBC4071	51718X	PBC7106	62832X	PBC4583
8733	PBC2560	75084	PBC1043	51720X	PBC2700	62832X	PBC4590
8803	PBC4680	82090	PBC5091	51905X	PBC1874	62832X	PBC4591
8805	PBC4690	41062X	PBC3216	51908X	PBC1873	62833X	PBC4550
8812	PBC4830	41066X	PBC1265	51914X	PBC1871	62834X	PBC4551
8829	PBC5070	41068X	PBC3704	52093X	PBC4444	62841X	PBC4592
8934	PBC7110	41073X	PBC3622	52094X	PBC4469	62842X	PBC4593
9152	PBC8110	41102X	PBC1881	52160X	PBC4462	62846X	PBC4636
41014	PBC2215	41103X	PBC1879	52304X	PBC4672	62847X	PBC4635
41033	PBC2216	41104X	PBC1880	52305X	PBC4673	62848X	PBC4637
41043	PBC2111	41119X	PBC3605	52306X	PBC4594	62850X	PBC4678
41060	PBC2219	41120X	PBC3604	52544X	PBC4343	62851X	PBC4679
41064	PBC2211	41122X	PBC7109	52545X	PBC4342	62852X	PBC4472
41074	PBC2218	41134X	PBC3614	52610X	PBC4255	62855X	PBC4482
41076	PBC3120	41174X	PBC8106	52846X	PBC4269	62859X	PBC4682



## CROSS REFERENCES LIST / ТАБЛИЦЫ ВЗАИМОЗАМЕЯМОСТИ

FTE	PATRON	FTE	PATRON	FTE	PATRON	FTE	PATRON
H209046.0.1	PBC1854	KG15032.0.1	PBC2111	R14012B1	PBC4246	R19088A1	PBC4692
H209079.0.1	PBC1947	KG15041.0.1	PBC2162	R1408B1	PBC4913	R19089A1	PBC4033
H209127.2.1	PBC1165	KG15088.2.1	PBC2118	R15013A1	PBC4999	R19097.8.1	PBC4036
H209134.7.1	PBC1272	KG15098.2.1	PBC2152	R15016A1	PBC5307	R200004A1	PBC4625
H209136.7.1	PBC6721	KG15099.2.1	PBC2560	R15026A1	PBC4371	R200005A1	PBC4481
H2093851	PBC1801	KG1900017	PBC2700	R15034.2.1	PBC4118	R200010A1	PBC4686
H2096802	PBC1803	KG19000711	PBC7108	R15035.2.1	PBC4116	R200011A1	PBC4687
H20986.0.6	PBC6758	KG19001012	PBC7106	R1504031	PBC5133	R200013A1	PBC4690
H2098605	PBC1228	KG190011.1.1	PBC7110	R17010A1	PBC4920	R200014A1	PBC4697
H2099102	PBC1864	KG190022.0.1	PBC2701	R17011B1	PBC4912	R200025.8.1	PBC4047
H229005.0.1	PBC1913	KG190022.0.2	PBC2716	R17018B1	PBC4962	R200036.3.1	PBC4566
H229025.7.1	PBC1325	KG19002811	PBC7103	R17028B1	PBC4245	R200041.7.1	PBC4559
H229048.2.1	PBC1185	KG19002812	PBC7104	R17029A1	PBC4326	R200042.7.1	PBC4560
H229056.2.1	PBC1884	KG190036.1.2	PBC7109	R17031A1	PBC4467	R200100.7.1	PBC4392
H2293801	PBC1526	KG190043.0.1	PBC2214	R17034A1	PBC5070	R20016A1	PBC4243
H2294805	PBC1834	KG190044.4.9	PBC2148	R17035A1	PBC4595	R20024B1	PBC4299
H22955.0.1	PBC1851	KG19004407	PBC2211	R17037A1	PBC4444	R20027A1	PBC4672
H2295601	PBC1879	KG190046.0.3	PBC2215	R17043A1	PBC4696	R20028A1	PBC4673
H2295701	PBC1862	KG190050.1.1	PBC2708	R1704701	PBC4169	R20029A1	PBC4674
H2295901	PBC1873	KG190054.0.1	PBC2125	R17056.2.1	PBC4343	R20030A1	PBC4675
H2296601	PBC1881	KG190056.0.2	PBC2121	R17058.2.1	PBC4070	R20035A1	PBC4580
H2297001	PBC1880	KG19005811	PBC2104	R17059.2.1	PBC4071	R20036A1	PBC4581
H23852.0.1	PBC1829	KG190070.0.1	PBC2105	R17065.2.1	PBC4060	R20041A1	PBC4584
H239008.8.1	PBC1941	KG190077.4.12	PBC2117	R17068.2.1	PBC4564	R20041B1	PBC4874
H239011.0.1	PBC1284	KG19007801	PBC2218	R17071.2.1	PBC5526	R20042A1	PBC4585
H239064.7.1	PBC1043	KG190080.0.1	PBC2114	R17085.3.1	PBC5544	R20043A1	PBC4374
H23932121	PBC1883	KG190089.4.9	PBC2185	R17086.3.1	PBC5543	R20044A1	PBC4959
H2394501	PBC1826	KG190095.0.1	PBC2180	R19000421	PBC4830	R20051A1	PBC4551
H23958.0.1	PBC1874	KG23031.0.1	PBC7114	R190028.2.1	PBC5537	R20054A1	PBC4590
H23959.0.1	PBC1875	KN19022A1	PBC3622	R190031.2.1	PBC4154	R20055A1	PBC4591
H23962.0.1	PBC1533	KN19039.2.1	PBC3543	R190037.2.1	PBC5532	R20056A1	PBC4582
H23963.0.2	PBC1539	KN19040.2.1	PBC3544	R190038.2.1	PBC4494	R20057A1	PBC4583
H23967.0.1	PBC1915	KN19053.7.1	PBC8800GH	R190042.7.1	PBC4092	R20058A1	PBC4576
H23969.0.1	PBC1952	KN20010B1	PBC3625	R190043.7.1	PBC5106	R20059A1	PBC4577
H23976.0.1	PBC1889	KN20012B1	PBC3604	R190044.7.1	PBC5105	R20061A1	PBC4875
H23976.0.1	PBC1912	KN20031.2.1	PBC3532	R190101.7.1	PBC5549	R20062A1	PBC4552
H23980.0.2	PBC1894	KN2095A1	PBC3600	R19031A1	PBC4918	R20063A1	PBC4259
H23988.0.1	PBC1265	KN22026A1	PBC3226	R19038C1	PBC4290	R20064A1	PBC4472
H23991.0.1	PBC1902	KN22031B1	PBC3614	R19055B1	PBC4253	R20065A1	PBC4484
H23995.0.1	PBC1545	KN2203C1	PBC3702	R19059B1	PBC4248	R20066A1	PBC4255
H2399801	PBC1957	KN22041A1	PBC8105	R19060A1	PBC4372	R20067A1	PBC4635
H25911301	PBC1909	KN22045B1	PBC8103	R19061A1	PBC4468	R20070A1	PBC4474
H2591501	PBC1871	KN22050.3.1	PBC3605	R19064A1	PBC4678	R20071A1	PBC4473
H25939.0.1	PBC6782	KN22056D1	PBC3810	R19065A1	PBC4679	R20073A1	PBC4682
H25941.8.1	PBC1922	KN22066A1	PBC3120	R19066A1	PBC4676	R2093A1	PBC4977
H25942.8.1	PBC1175	KN23011B1	PBC3700	R19067A1	PBC4677	R2097A1	PBC4715
H25944.8.1	PBC1367	KN23015A1	PBC3701	R19069A1	PBC4258	R220001A1	PBC4297
H2594581	PBC1368	KN23021B1	PBC8106	R19070A1	PBC4482	R220004A1	PBC4553
H25950.0.1	PBC1198	KN23027C1	PBC3216	R19071A1	PBC4592	R220005A1	PBC4691
H25963.3.1	PBC1329	KN2391A1	PBC3704	R19072A1	PBC4593	R220006A1	PBC4669
KG15013.0.2	PBC2219	KN25017A1	PBC3705	R19074A1	PBC4681	R220007A1	PBC4555
KG15021.0.2	PBC2124	KN25030A1	PBC8107	R19082A1	PBC4556	R220011A1	PBC4636
KG1502101	PBC2216	KN25047A1	PBC8102	R19085A1	PBC5091	R220012A1	PBC4683
KG1502104	PBC2217	KN25048A1	PBC8110	R19087A1	PBC4738	R220017A1	PBC4480

## CROSS REFERENCES LIST / ТАБЛИЦЫ ВЗАИМОЗАМЕНОСТИ

FTE	PATRON	LPR	PATRON	LPR	PATRON	LPR	PATRON
R220019A1	PBC4876	1858	PBC1858	3216	PBC3216	4343	PBC4343
R220020A1	PBC4479	1862	PBC1862	3226	PBC3226	4371	PBC4371
R220025A1	PBC4027	1864	PBC1864	3532	PBC3532	4372	PBC4372
R220027.8.1	PBC4689	1865	PBC1865	3543	PBC3543	4374	PBC4374
R220030.2.1	PBC4024	1867	PBC1867	3544	PBC3544	4375	PBC4375
R22078A1	PBC4508	1871	PBC1871	3546	PBC3546	4391	PBC4391
R22085D1	PBC4976	1873	PBC1873	3600	PBC3600	4392	PBC4392
R22094A1	PBC4547	1874	PBC1874	3604	PBC3604	4444	PBC4444
R22095A1	PBC4548	1875	PBC1875	3605	PBC3605	4462	PBC4462
R22096A1	PBC4269	1879	PBC1879	3614	PBC3614	4467	PBC4467
R23029A1	PBC4937	1880	PBC1880	3622	PBC3622	4468	PBC4468
R23031A1	PBC4680	1881	PBC1881	3625	PBC3625	4469	PBC4469
R250039B1	PBC4594	1883	PBC1883	3700	PBC3700	4472	PBC4472
R25034A1	PBC4283	1884	PBC1884	3701	PBC3701	4473	PBC4473
R25034B1	PBC4244	1886	PBC1886	3702	PBC3702	4474	PBC4474
R25039A1	PBC4462	1889	PBC1889	3704	PBC3704	4479	PBC4479
R25044A1	PBC4554	1894	PBC1894	3705	PBC3705	4480	PBC4480
R25048A1	PBC4637	1902	PBC1902	3810	PBC3810	4481	PBC4481
R25051A1	PBC4485	1909	PBC1909	3811	PBC3811	4482	PBC4482
R2701A1	PBC4469	1912	PBC1912	4024	PBC4024	4484	PBC4484
R2702A1	PBC4486	1913	PBC1913	4027	PBC4027	4485	PBC4485
		1915	PBC1915	4033	PBC4033	4486	PBC4486
		1922	PBC1922	4036	PBC4036	4488	PBC4488
		1941	PBC1941	4037	PBC4037	4494	PBC4494
		1947	PBC1947	4047	PBC4047	4508	PBC4508
		1952	PBC1952	4060	PBC4060	4547	PBC4547
		1957	PBC1957	4070	PBC4070	4548	PBC4548
		2104	PBC2104	4071	PBC4071	4550	PBC4550
		2105	PBC2105	4084	PBC4084	4551	PBC4551
		2111	PBC2111	4092	PBC4092	4552	PBC4552
		2114	PBC2114	4114	PBC4114	4553	PBC4553
		2117	PBC2117	4116	PBC4116	4554	PBC4554
		2118	PBC2118	4118	PBC4118	4555	PBC4555
		2121	PBC2121	4154	PBC4154	4556	PBC4556
		2124	PBC2124	4169	PBC4169	4559	PBC4559
		2125	PBC2125	4243	PBC4243	4560	PBC4560
		2148	PBC2148	4244	PBC4244	4564	PBC4564
		2152	PBC2152	4245	PBC4245	4566	PBC4566
		2162	PBC2162	4246	PBC4246	4576	PBC4576
		2180	PBC2180	4248	PBC4248	4577	PBC4577
		2185	PBC2185	4252	PBC4252	4580	PBC4580
		2211	PBC2211	4253	PBC4253	4581	PBC4581
		2214	PBC2214	4255	PBC4255	4582	PBC4582
		2215	PBC2215	4257	PBC4257	4583	PBC4583
		2216	PBC2216	4258	PBC4258	4584	PBC4584
		2217	PBC2217	4259	PBC4259	4585	PBC4585
		2218	PBC2218	4269	PBC4269	4590	PBC4590
		2219	PBC2219	4283	PBC4283	4591	PBC4591
		2560	PBC2560	4290	PBC4290	4592	PBC4592
		2700	PBC2700	4297	PBC4297	4593	PBC4593
		2701	PBC2701	4299	PBC4299	4594	PBC4594
		2708	PBC2708	4305	PBC4305	4595	PBC4595
		2716	PBC2716	4326	PBC4326	4625	PBC4625
		3120	PBC3120	4342	PBC4342	4635	PBC4635

LPR	PATRON
1043	PBC1043
1165	PBC1165
1175	PBC1175
1185	PBC1185
1198	PBC1198
1228	PBC1228
1265	PBC1265
1272	PBC1272
1284	PBC1284
1325	PBC1325
1329	PBC1329
1367	PBC1367
1368	PBC1368
1526	PBC1526
1533	PBC1533
1538	PBC1538
1539	PBC1539
1545	PBC1545
1801	PBC1801
1803	PBC1803
1820	PBC1820
1826	PBC1826
1829	PBC1829
1832	PBC1832
1834	PBC1834
1835	PBC1835
1838	PBC1838
1851	PBC1851
1854	PBC1854
1856	PBC1856



## CROSS REFERENCES LIST / ТАБЛИЦЫ ВЗАИМОЗАМЕЯМОСТИ

PROTECHNIC	PATRON	PROTECHNIC	PATRON	PROTECHNIC	PATRON	PROTECHNIC	PATRON
PRH2321	PBC4550	PRH2500	PBC4672	PRH3144	PBC1834	PRH4016	PBC7113
PRH2325	PBC4290	PRH2501	PBC4673	PRH3146	PBC1801	PRH4019	PBC2118
PRH2326	PBC4551	PRH2502	PBC4874	PRH3154	PBC1829	PRH4036	PBC2708
PRH2327	PBC4299	PRH2503	PBC4875	PRH3158	PBC1820	PRH4037	PBC7109
PRH2330	PBC4371	PRH2511	PBC4715	PRH3159	PBC1826	PRH4038	PBC7110
PRH2331	PBC4326	PRH2522	PBC4255	PRH3160	PBC1803	PRH4039	PBC2716
PRH2332	PBC4253	PRH2561	PBC4154	PRH3170	PBC1862	PRH4041	PBC2700
PRH2334	PBC4246	PRH2571	PBC4092	PRH3173	PBC1832	PRH4046	PBC2701
PRH2338	PBC4245	PRH2590	PBC4876	PRH3174	PBC1851	PRH4047	PBC7103
PRH2342	PBC4999	PRH2596	PBC5133	PRH3178	PBC1838	PRH4048	PBC7104
PRH2343	PBC4962	PRH2615	PBC5507	PRH3185	PBC1854	PRH4050	PBC7106
PRH2344	PBC4494	PRH2625	PBC4692	PRH3188	PBC1865	PRH4053	PBC7108
PRH2351	PBC4283	PRH2637	PBC5091	PRH3193	PBC1864	PRH4054	PBC2125
PRH2357	PBC4937	PRH2638	PBC5070	PRH3197	PBC1881	PRH4055	PBC2104
PRH2361	PBC4248	PRH2640	PBC5542	PRH3201	PBC6721	PRH4056	PBC2105
PRH2372	PBC4033	PRH2641	PBC5543	PRH3202	PBC1913	PRH4057	PBC2214
PRH2375	PBC4060	PRH2642	PBC5544	PRH3205	PBC1873	PRH4058	PBC2111
PRH2376	PBC4680	PRH2651	PBC4258	PRH3206	PBC1874	PRH4060	PBC2117
PRH2377	PBC4691	PRH2652	PBC4257	PRH3207	PBC1875	PRH4064	PBC2560
PRH2378	PBC4244	PRH2654	PBC4636	PRH3208	PBC1889	PRH4076	PBC2217
PRH2383	PBC4084	PRH2655	PBC4635	PRH3208	PBC1912	PRH4077	PBC2219
PRH2387	PBC4508	PRH2656	PBC4637	PRH3210	PBC1880	PRH4080	PBC2211
PRH2388	PBC4595	PRH2660	PBC4555	PRH3211	PBC1879	PRH4081	PBC2215
PRH2411	PBC4681	PRH2661	PBC4552	PRH3214	PBC1883	PRH4082	PBC2121
PRH2415	PBC4547	PRH2662	PBC4553	PRH3215	PBC1867	PRH4084	PBC2114
PRH2416	PBC4548	PRH2668	PBC4830	PRH3216	PBC1915	PRH4086	PBC2180
PRH2421	PBC4594	PRH2669	PBC4259	PRH3219	PBC1941	PRH4088	PBC2152
PRH2425	PBC4625	PRH2670	PBC4918	PRH3220	PBC1922	PRH4092	PBC2162
PRH2426	PBC4696	PRH2676	PBC4976	PRH3221	PBC1856	PRH4094	PBC2218
PRH2427	PBC4027	PRH2685	PBC4372	PRH3223	PBC1858	PRH4096	PBC2216
PRH2429	PBC4689	PRH2686	PBC4374	PRH3246	PBC1284	PRH4097	PBC2124
PRH2436	PBC4576	PRH2687	PBC4556	PRH3258	PBC1886	PRH4108	PBC2148
PRH2437	PBC4577	PRH2691	PBC5109	PRH3261	PBC1526	PRH5011	PBC8102
PRH2442	PBC4580	PRH2692	PBC5110	PRH3270	PBC1533	PRH5014	PBC8110
PRH2443	PBC4581	PRH2693	PBC5105	PRH3274	PBC1894	PRH5023	PBC3700
PRH2444	PBC4590	PRH2694	PBC5106	PRH3276	PBC1957	PRH5024	PBC3600
PRH2445	PBC4591	PRH2699	PBC4036	PRH3284	PBC1538	PRH5028	PBC3702
PRH2446	PBC4584	PRH2700	PBC4037	PRH3285	PBC1539	PRH5029	PBC8106
PRH2447	PBC4585	PRH2701	PBC4070	PRH3289	PBC1545	PRH5030	PBC8107
PRH2454	PBC4682	PRH2702	PBC4071	PRH3293	PBC1198	PRH5032	PBC8103
PRH2463	PBC4676	PRH2712	PBC4566	PRH3397	PBC1228	PRH5033	PBC8105
PRH2464	PBC4677	PRH2721	PBC4834	PRH3420	PBC1265	PRH5034	PBC3701
PRH2468	PBC4669	PRH2738	PBC5539	PRH3437	PBC1272	PRH5040	PBC3532
PRH2477	PBC4592	PRH2745	PBC4564	PRH3439	PBC1185	PRH5043	PBC3543
PRH2478	PBC4593	PRH3011	PBC1952	PRH3447	PBC1165	PRH5044	PBC3544
PRH2479	PBC4690	PRH3039	PBC1871	PRH3452	PBC1884	PRH5045	PBC3604
PRH2482	PBC4686	PRH3048	PBC1175	PRH3473	PBC1902	PRH5046	PBC3605
PRH2483	PBC4687	PRH3070	PBC6706	PRH3478	PBC1947	PRH5047	PBC3705
PRH2490	PBC4674	PRH3076	PBC6707	PRH3502	PBC1325	PRH5048	PBC3811
PRH2491	PBC4675	PRH3105	PBC6758	PRH3530	PBC1043	PRH5049	PBC3614
PRH2494	PBC4678	PRH3116	PBC6771	PRH3546	PBC1367	PRH5050	PBC3704
PRH2495	PBC4679	PRH3132	PBC6782	PRH3547	PBC1368	PRH5051	PBC3622
PRH2498	PBC4582	PRH3133	PBC6783	PRH3566	PBC1909	PRH5052	PBC3810
PRH2499	PBC4583	PRH3143	PBC1835	PRH3656	PBC1329	PRH5053	PBC3226

## CROSS REFERENCES LIST / ТАБЛИЦЫ ВЗАИМОЗАМЕЯМОСТИ

PROTECHNIC	PATRON
PRH5056	PBC3120
PRH5078	PBC3625
PRH5082	PBC3216
PRH5088	PBC3546

TRW	PATRON
BWA103	PBC4246
BWA108	PBC4913
BWA129	PBC4696
BWA137	PBC4084
BWB111	PBC4999
BWB130	PBC4118
BWB130	PBC4375
BWB130	PBC5507
BWB168	PBC5105
BWB169	PBC5106
BWB171	PBC5133
BWB700	PBC4834
BWC107	PBC4912
BWC107A	PBC4326
BWC112	PBC4962
BWC115	PBC4245
BWC156	PBC4467
BWC175	PBC4252
BWC175	PBC4391
BWC186	PBC4169
BWC189	PBC4920
BWC205	PBC5526
BWC220	PBC4343
BWC221	PBC4342
BWC223	PBC5543
BWC224	PBC5544
BWC227	PBC4595
BWC245	PBC4070
BWC251	PBC4060
BWD113	PBC4290
BWD113A	PBC4372
BWD118	PBC4253
BWD119	PBC4248
BWD121	PBC4482
BWD124	PBC4677
BWD128	PBC4468
BWD129	PBC4678
BWD130	PBC4679
BWD131	PBC4592
BWD132	PBC4593
BWD133	PBC4676
BWD138	PBC4550
BWD141	PBC5532
BWD195	PBC4918
BWD211	PBC4154
BWD226	PBC4114
BWD228	PBC4036

TRW	PATRON
BWD260	PBC4681
BWD268	PBC4738
BWD288	PBC4037
BWD291	PBC4033
BWD292	PBC5110
BWD293	PBC5109
BWD296	PBC5537
BWD297	PBC5542
BWD306	PBC4692
BWD311	PBC4092
BWD312	PBC4830
BWD321	PBC4494
BWD338	PBC5091
BWD725	PBC5549
BWF112	PBC4682
BWF113	PBC4255
BWF122	PBC4243
BWF123	PBC4672
BWF124	PBC4673
BWF125	PBC4584
BWF125	PBC4874
BWF126	PBC4585
BWF126	PBC4875
BWF133	PBC4552
BWF137	PBC4635
BWF145	PBC4299
BWF145	PBC4374
BWF148	PBC4577
BWF149	PBC4576
BWF150	PBC4959
BWF153	PBC4674
BWF154	PBC4675
BWF165	PBC4551
BWF166	PBC4582
BWF166	PBC4590
BWF167	PBC4583
BWF167	PBC4591
BWF168	PBC4581
BWF169	PBC4580
BWF193	PBC4259
BWF193	PBC4977
BWF205	PBC4392
BWF251	PBC4715
BWF252	PBC4625
BWF253	PBC4472
BWF254	PBC4484
BWF254	PBC4488
BWF262	PBC4474
BWF272	PBC4559
BWF273	PBC4560
BWF279	PBC4481
BWF282	PBC4686
BWF283	PBC4687
BWF290	PBC4690

TRW	PATRON
BWF296	PBC4047
BWF307	PBC4697
BWF319	PBC5539
BWF327	PBC4566
BWH140	PBC4547
BWH141	PBC4548
BWH142	PBC4683
BWH145	PBC4269
BWH169	PBC4508
BWH191	PBC4297
BWH226	PBC4669
BWH231	PBC4553
BWH232	PBC4555
BWH241	PBC4257
BWH241	PBC4976
BWH311	PBC4691
BWH373	PBC4876
BWH376	PBC4479
BWH377	PBC4024
BWH381	PBC4689
BWH391	PBC4027
BWH721	PBC4636
BWK103	PBC4680
BWK113	PBC4937
BWL111	PBC4594
BWL116	PBC4283
BWL186	PBC4305
BWL195	PBC4554
BWL201	PBC4485
BWL204	PBC4637
BWN103	PBC4469
BWN240	PBC4486
PJK100	PBC3704
PJK102	PBC3700
PJK118	PBC3216
PMA199	PBC6771
PMC118	PBC1801
PMD253	PBC6707
PMF148	PBC1803
PMF156	PBC1864
PMF187	PBC1228
PMF191	PBC6721
PMF193	PBC1838
PMF202	PBC1854
PMF203	PBC1832
PMF388	PBC6758
PMF494	PBC1947
PMF552	PBC1881
PMH140	PBC1856
PMH171	PBC1526
PMH177	PBC1834
PMH177	PBC1913
PMH178	PBC1851
PMH178	PBC1884

TRW	PATRON
PMH179	PBC1879
PMH180	PBC1880
PMH189	PBC1829
PMH942	PBC1325
PMK103	PBC1874
PMK116	PBC1858
PMK117	PBC1545
PMK119	PBC1875
PMK137	PBC1883
PMK155	PBC1826
PMK158	PBC1533
PMK278	PBC1539
PMK314	PBC1889
PMK466	PBC1902
PMK481	PBC1284
PMK482	PBC1941
PMK491	PBC1915
PMK497	PBC6783
PMK504	PBC1894
PMK561	PBC1265
PMK564	PBC1952
PMK609	PBC1957
PML172	PBC1922
PML360	PBC1175
PML373	PBC6782
PML390	PBC1886
PML420	PBC1329
PML439	PBC1368